



WE CARE ABOUT FOOTBALL

Women's football across the national associations 2017



Contents

1. Introduction	03
2. Overview	04
a. Players	04
b. Coaches and referees	05
c. UEFA Women's EURO 2017	05
d. UEFA Women's Champions League 2016/17	06
e. Domestic leagues and girls' football	08
f. Administration and management	09
3. National association factsheets 2017	11
a. Associations	12
b. Notes	13
c. Factsheets	14
4. Definitions of terms and abbreviations	69



Introduction



Women's football continues to grow in popularity, with more and more women and girls playing across the continent. It received an extra boost in 2017, as the biggest UEFA Women's EURO in history took place in the Netherlands, featuring 16 teams and breaking attendance and audience records across the board. Women's EURO 2017 was particularly special as the Dutch hosts lifted the trophy for the first time and, in doing so, put an end to Germany's 22-year reign in the competition. On the back of this great success, Europe's national teams have turned their attention to the qualifying matches for the FIFA Women's World Cup that will take place in France in the summer of 2019.

The momentum behind women's football – along with ever-growing interest among fans – would not have been possible without the investment and dedication of the national associations, which have been organising a vast array of development projects, from grassroots to elite level. Such investments are now producing lasting, positive results in terms of participation, professionalisation and performances at all levels of the game.

The growth in the number of female players, coaches and referees is raising the profile of women in all facets of European football. The enthusiasm surrounding the promotion and communication of women's football is equally encouraging. Leading the way, UEFA took the opportunity of the UEFA Women's Champions League final on 1 June 2017 – in which Olympique Lyonnais successfully defended their European crown – to launch Together #WePlayStrong, a groundbreaking initiative aimed at changing perceptions of the women's game and increasing participation throughout Europe.

Growth in women's football also means that youngsters in particular have an increasing number of female role models. Elite players are becoming respected figures in their own right, and are increasingly in the public eye. Consequently, UEFA now has a growing pool of ambassadors with whom it works closely to represent and further cultivate women's football across the continent.

With changes afoot throughout Europe, it is important to analyse the overall situation and the development of women's football in each of UEFA's 55 member associations. Most of the data in this booklet was provided by the national associations in August 2017 via an annual women's football survey. It is supplemented with UEFA Grassroots Charter data collected in June 2017. Infographics are used to illustrate how women's football has developed over the last three to five years. These are followed by individual factsheets on each of UEFA's 55 member associations. UEFA would like to thank all associations for the data they have provided and for their valuable cooperation in this vital area of football development.



Women's football in Europe

Overview

Players

Registered players:

1,365,524

Countries with more than 100,000 players:



Professional players:

1,790

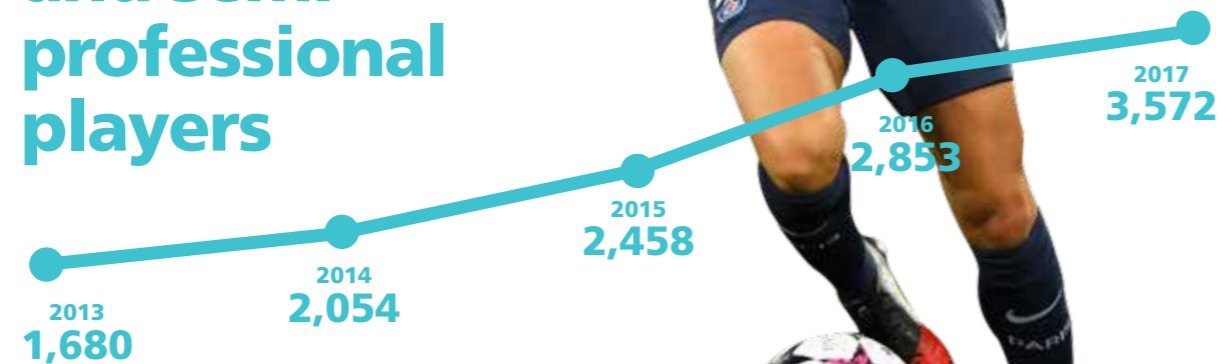
Countries with the most foreign professional players:



Registered youth players (U18)



Professional and semi-professional players

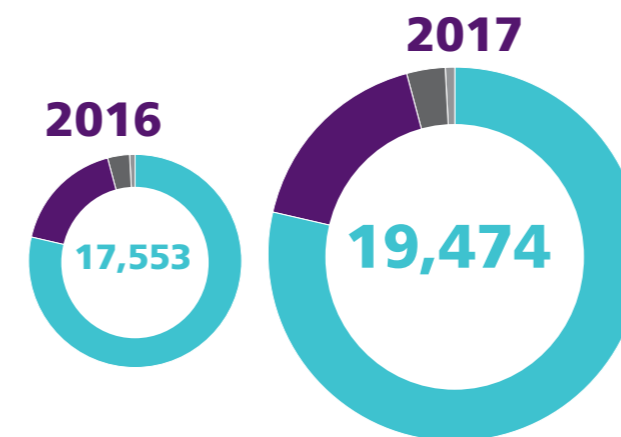


Coaches

Qualified coaches:

19,474

- National C licences: **15,286**
- UEFA B licences: **3,452**
- UEFA A licences: **609**
- UEFA Pro licences: **127**



Countries with female senior national team coaches:



Referees

Qualified match officials



New officials recruited since 2016: 2,115

European FIFA match officials



National teams

Women's U19
national team matches

564

Competitive

289

Friendly

275

National academies for girls: **20**
Number of girls at these
academies: **1,455**

Women's U17
national team matches

538

Competitive

262

Friendly

278

Women's senior national team matches

Friendly **293**
Competitive **312**
Total **605**

Senior women's national teams

2013 **47** 2017 **52**

Youth and senior national team matches: 2,270



Winners: Netherlands

Team with the most goals:

Netherlands – **13**

Highest average scored:

England – **2.2**

Top scorer:

Jodie Taylor – **5**

Most attempts on target:

Lieke Martens – **10**

Attendance

Total (including qualifying round):
613,927

Final tournament: **240,055**

Final: **28,182 (93.16% capacity)**

Teams at UEFA Women's EURO 2017



Cumulative live audience

48m

2009

116m

2013

165m

2017



Clubs with most wins:

- Olympique Lyonnais – 4
- FFC Frankfurt – 4
- VfL Wolfsburg – 2
- FFC Turbine Potsdam – 2

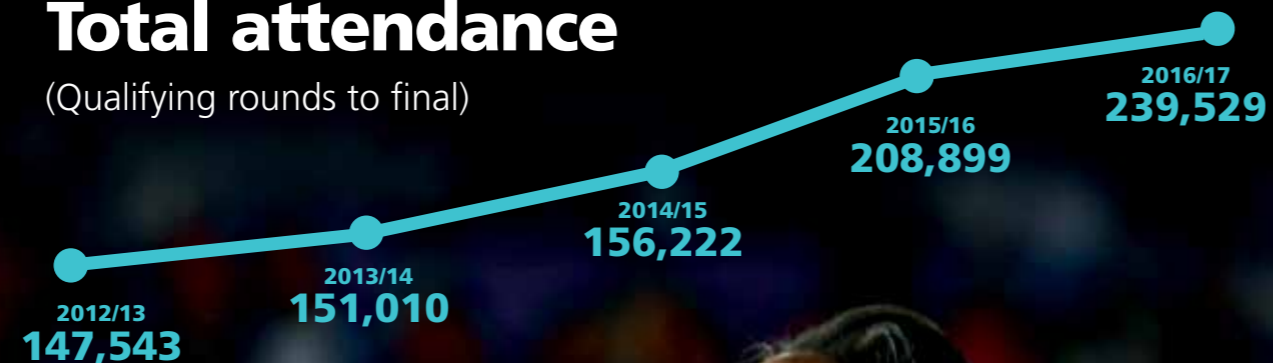
Highest number of players per nationality:

- Spanish – 53
- Scottish – 47
- Czech – 42

2016/17 winners: Olympique Lyonnais (FRA)

Total attendance

(Qualifying rounds to final)



Domestic leagues

Associations with senior women's league

48

2013

51

2017

Associations with club licensing for women's football

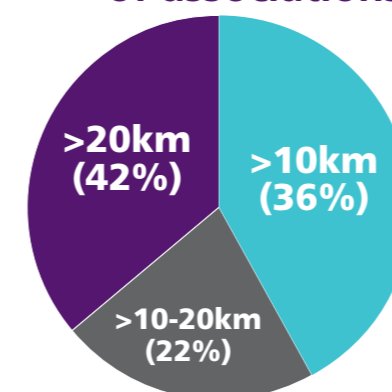
15

2013

18

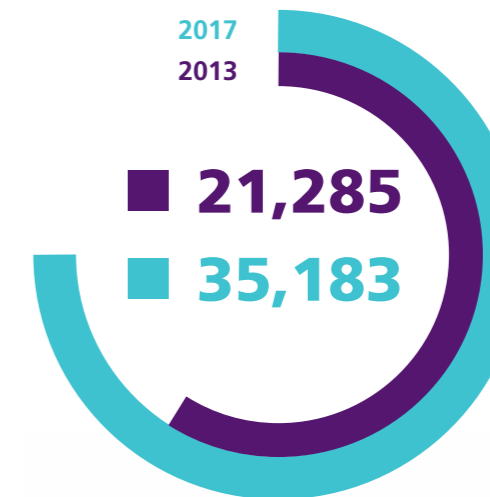
2017

Average distance from house to pitch (percentage of associations)



Girls' football

Women's youth teams



38

25

34

21

- Associations with disability programmes
- Associations with formal links between clubs and schools
- Associations where girls' football is on the school curriculum
- Associations where football is the number 1 women's team sport



Administration and management

Women working at managerial level or above at UEFA member associations

2013

320

2017

383

Associations with dedicated women's football sponsors:

2013

9

2017

17

Associations with a women's football committee

2013

39

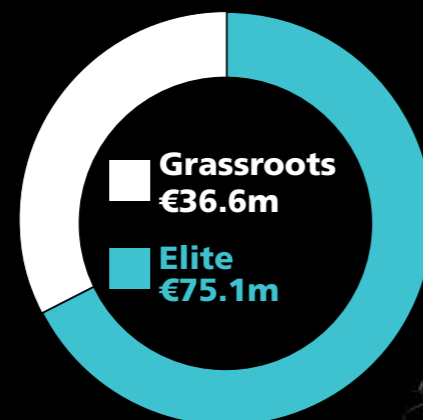
2017

41

Associations' overall budget for women's football



Total



National association factsheets 2017

Associations

Albania	14	Georgia	33	Norway	52
Andorra	15	Germany	34	Poland	53
Armenia	16	Gibraltar	35	Portugal	54
Austria	17	Greece	36	Republic of Ireland	55
Azerbaijan	18	Hungary	37	Romania	56
Belarus	19	Iceland	38	Russia	57
Belgium	20	Israel	39	San Marino	58
Bosnia and Herzegovina	21	Italy	40	Scotland	59
Bulgaria	22	Kazakhstan	41	Serbia	60
Croatia	23	Kosovo	42	Slovakia	61
Cyprus	24	Latvia	43	Slovenia	62
Czech Republic	25	Liechtenstein	44	Spain	63
Denmark	26	Lithuania	45	Sweden	64
England	27	Luxembourg	46	Switzerland	65
Estonia	28	Malta	47	Turkey	66
Faroe Islands	29	Moldova	48	Ukraine	67
Finland	30	Montenegro	49	Wales	68
France	31	Netherlands	50		
FYR Macedonia	32	Northern Ireland	51		

Notes

General <ul style="list-style-type: none">To ensure consistency across communications, the number of registered players has been taken from the UEFA Grassroots Charter data collected in June 2017 and not from the women’s football survey.The entry entitled ‘Top level where women referee matches’ refers to men’s and women’s competitions.Budgets may have altered slightly as a result of changes to exchange rates.The UEFA coefficients/rankings and FIFA rankings were calculated on 26 October 2016 and 1 September 2017 respectively.The entries entitled ‘No of dedicated staff for women’s football’ and ‘No of administrative staff for women’s football’ cover staff dedicated entirely to women’s football.The number of professional players refers to players competing in the top domestic league (including foreign players) and does not include players from that country playing abroad.The average attendance for national team matches refers to senior women’s national team matches (A team).A dash between youth categories (for instance U14-U17) means that the association has all the categories in that range (in this case U14, U15, U16 and U17).The number of UEFA member associations increased from 53 in 2012 to 54 in 2013 when Gibraltar became a member, and to 55 in 2016 with the addition of Kosovo – these changes should be taken into account when considering the infographics.The entry entitled ‘Year women’s football began’ refers to the year during which the national association took ownership of women’s football.	National association specifics <ul style="list-style-type: none">Domestic club teams from Andorra, Liechtenstein and San Marino play in leagues organised by bordering countries (Spain, Switzerland and Italy respectively). They do not have domestic leagues in their own countries.The women’s football committee in Gibraltar has become part of the football development committee.The Netherlands has a board of supervisors and a board of directors for amateur football rather than a women’s committee.Sweden is working on a review of its registration system. The figures reported in 2017 are based on a survey that was sent to all local clubs. The number of players is significantly lower than previously reported but closer to reality. Therefore, the decrease should be interpreted as a change in data accuracy and not as a real drop in the number of players.The English FA has upgraded its data collection and reporting system and in doing so has undergone a data cleansing process to increase the accuracy of its team and player information. As a result of this process, a number of duplicate or invalid teams have been removed from the statistics and the reported figures are lower than last season, despite an underlying increase in participation in women’s and girls’ football in England.Armenia and Romania have seen their registered player figures increase dramatically in 2017. This is because they now include all participants in school competitions and mass football programmes, which were not taken into account in previous years.Kosovo is not yet a member of the UEFA Coaching Convention and therefore cannot yet issue UEFA-endorsed licences.
---	---



Albania



Population: **2.9 million**
FIFA ranking: **73**
UEFA coefficient (ranking): **9,121 (37)**
Year women's football began: **2009**

Spectators and social media

Av. attendance at national team matches	1000
Change since 2013	+300
Av. attendance at top national league matches	100
Change since 2013	-200
Social media campaigns for women's football?	Yes

Governance and committees

Total no of staff within the association	67
No of dedicated staff for women's football	5
No of administrative staff for women's football	1
No of women at managerial level or above	2
Women's football committee?	Yes
No of men and women on women's committee	M F
	5 0
No of women on all committees	0



Andorra



Population: **71,000**
FIFA ranking: **117**
UEFA coefficient (ranking): **1,793 (49)**
Year women's football began: **2004**

Spectators and social media

Av. attendance at national team matches	0
Change since 2013	0
Av. attendance at top national league matches	100
Change since 2013	100
Social media campaigns for women's football?	Yes

Governance and committees

Total no of staff within the association	22
No of dedicated staff for women's football	5
No of administrative staff for women's football	1
No of women at managerial level or above	3
Women's football committee?	Yes
No of men and women on women's committee	M F
	4 2
No of women on all committees	12

Registered players

Total no of registered female players	385
No of registered female adult players (18+)	165
No of registered female youth players (<18)	220

Growth of women's football

Total no of registered female players in 2016	357
Change since 2016	+28
Change since 2013	+53%

Domestic football

No of registered senior teams	10
Structure of national league	Closed
No of teams in top national division	10
Summer or winter league for top division?	Winter
Average distance to local club	5-10km
Club licensing for women's football?	No

Professional and foreign players

No of professional players	34
No of semi-professional players	0
No of foreign professional players	4
No of clubs with professional players	3
Restriction on no of foreign players?	Yes

Management

Budget for women's football	€200,000
Specific commercial sponsors?	No

National teams

Senior national team?		Yes
Youth national teams?		U19
Qualifications of national team head coaches		
Senior team	U19	U17
UEFA Pro	UEFA Pro	-

Girls' football

Age categories of youth leagues	None
Girls' football on school curriculum?	Yes, mixed
Formal links between clubs and schools?	No
Age until which mixed football is played in clubs	No mixed football
Most popular team sport	Volleyball

Coaches

Ratio of male to female coaches in women's football	99:1
	M F
UEFA Pro licence holders	86 0
UEFA A licence holders	290 0
UEFA B licence holders	575 2
National C licence holders	188 2

Referees

Total no of qualified female referees	6
Do they referee men's matches?	Yes
Top level where women referee matches	Women's top division

Programme targeting development and recruitment of female referees?	Yes
---	-----

Registered players

Total no of registered female players	220
No of registered female adult players (18+)	20
No of registered female youth players (<18)	200

Growth of women's football

Total no of registered female players in 2016	202
Change since 2016	+18
Change since 2013	+127%

Domestic football

No of registered senior teams	1
Structure of national league	-
No of teams in top national division	-
Summer or winter league for top division?	-
Average distance to local club	5-10km
Club licensing for women's football?	No

Professional and foreign players

No of professional players	0
No of semi-professional players	0
No of foreign professional players	0
No of clubs with professional players	0
Restriction on no of foreign players?	No

Management

Budget for women's football	€10,000
Specific commercial sponsors?	No

National teams

Senior national team?		Yes
Youth national teams?		U16, U17
Qualifications of national team head coaches		
Senior team	U19	U17
UEFA A	-	UEFA A

Girls' football

Age categories of youth leagues	U9, U13
Girls' football on school curriculum?	No
Formal links between clubs and schools?	No
Age until which mixed football is played in clubs	11
Most popular team sport	Basketball

Coaches

Ratio of male to female coaches in women's football	90:10
	M F
UEFA Pro licence holders	6 0
UEFA A licence holders	51 1
UEFA B licence holders	84 2
National C licence holders	147 19

Referees

Total no of qualified female referees	4
Do they referee men's matches?	Yes
Top level where women referee matches	Men's second division

Programme targeting development and recruitment of female referees?	No
---	----



Armenia

Registered players

Total no of registered female players	49,820
No of registered female adult players (18+)	238
No of registered female youth players (<18)	49,582

Growth of women's football

Total no of registered female players in 2016	325
Change since 2016	+49,495
Change since 2013	+10,047%

Domestic football

No of registered senior teams	7
Structure of national league	P&R
No of teams in top national division	10
Summer or winter league for top division?	Winter
Average distance to local club	5-10km
Club licensing for women's football?	No

Professional and foreign players

No of professional players	0
No of semi-professional players	0
No of foreign professional players	0
No of clubs with professional players	0
Restriction on no of foreign players?	No

Management

Budget for women's football	€180,000
Specific commercial sponsors?	No

National teams

Senior national team?		No
Youth national teams?		U19
Qualifications of national team head coaches		
Senior team	U19	U17
-	UEFA Pro	-

Girls' football

Age categories of youth leagues	U12-U19
Girls' football on school curriculum?	Mixed
Formal links between clubs and schools?	Yes
Age until which mixed football is played in clubs	12
Most popular team sport	Football

Coaches

Ratio of male to female coaches in women's football	80:20	
	M	F
UEFA Pro licence holders	26	1
UEFA A licence holders	79	1
UEFA B licence holders	194	6
National C licence holders	1,710	311

Referees

Total no of qualified female referees	5
Do they referee men's matches?	Yes
Top level where women referee matches	Men's third division

Programme targeting development and recruitment of female referees?	Yes
---	-----



Population: **3 million**
FIFA ranking: -
UEFA coefficient (ranking): **7,194 (43)**
Year women's football began: **1999**

Spectators and social media

Av. attendance at national team matches	3000
Change since 2013	+2000
Av. attendance at top national league matches	700
Change since 2013	-300
Social media campaigns for women's football?	Yes

Governance and committees

Total no of staff within the association	50	
No of dedicated staff for women's football	15	
No of administrative staff for women's football	2	
No of women at managerial level or above	2	
Women's football committee?	Yes	
No of men and women on women's committee	M	F
	4	1
No of women on all committees	11	



Austria

Registered players

Total no of registered female players	20,548
No of registered female adult players (18+)	8,095
No of registered female youth players (<18)	12,435

Growth of women's football

Total no of registered female players in 2016	19,153
Change since 2016	+1,395
Change since 2013	+3%

Domestic football

No of registered senior teams	250
Structure of national league	P&R
No of teams in top national division	10
Summer or winter league for top division?	Winter
Average distance to local club	10-20km
Club licensing for women's football?	No

Professional and foreign players

No of professional players	0
No of semi-professional players	70
No of foreign professional players	0
No of clubs with professional players	0
Restriction on no of foreign players?	Yes

Management

Budget for women's football	€2,500,000
Specific commercial sponsors?	Yes

National teams

Senior national team?		Yes
Youth national teams?		U16, U17, U19
Qualifications of national team head coaches		
Senior team	U19	U17
UEFA Pro	UEFA Pro	UEFA A

Girls' football

Age categories of youth leagues	U12, U14, U16
Girls' football on school curriculum?	Yes
Formal links between clubs and schools?	Yes
Age until which mixed football is played in clubs	19
Most popular team sports	Football & volleyball

Coaches

Ratio of male to female coaches in women's football	90:10	
	M	F
UEFA Pro licence holders	191	1
UEFA A licence holders	1,668	7
UEFA B licence holders	3,013	13
National C licence holders	1,032	21

Referees

Total no of qualified female referees	55
Do they referee men's matches?	Yes
Top level where women referee matches	Men's third division

Programme targeting development and recruitment of female referees?	Yes
---	-----



Population: **8.8million**
FIFA ranking: **20**
UEFA coefficient (ranking): **31,882 (13)**
Year women's football began: **2005**

Spectators and social media

Av. attendance at national team matches	1,200
Change since 2013	-300
Av. attendance at top national league matches	120
Change since 2013	-80
Social media campaigns for women's football?	Yes

Governance and committees

Total no of staff within the association	60	
No of dedicated staff for women's football	11	
No of administrative staff for women's football	3	
No of women at managerial level or above	1	
Women's football committee?	Yes	
No of men and women on women's committee	M	F
	7	8
No of women on all committees	10	



Azerbaijan



Population: **9.8 million**
FIFA ranking: **65**
UEFA coefficient (ranking): -
Year women's football began: **2010**

Spectators and social media

Av. attendance at national team matches	1300
Change since 2013	+800
Av. attendance at top national league matches	250
Change since 2013	250
Social media campaigns for women's football?	Yes

Governance and committees

Total no of staff within the association	208
No of dedicated staff for women's football	14
No of administrative staff for women's football	7
No of women at managerial level or above	19
Women's football committee?	No
No of men and women on women's committee	M F
	0 0
No of women on all committees	1



Belarus



Population: **9.5million**
FIFA ranking: **49**
UEFA coefficient (ranking): **19,434 (27)**
Year women's football began: **1992**

Spectators and social media

Av. attendance at national team matches	200
Change since 2013	-2,300
Av. attendance at top national league matches	59
Change since 2013	-86
Social media campaigns for women's football?	Yes

Governance and committees

Total no of staff within the association	85
No of dedicated staff for women's football	7
No of administrative staff for women's football	1
No of women at managerial level or above	4
Women's football committee?	Yes
No of men and women on women's committee	M F
	6 3
No of women on all committees	7

Registered players

Total no of registered female players	2,246
No of registered female adult players (18+)	71
No of registered female youth players (<18)	2,175

Growth of women's football

Total no of registered female players in 2016	1,156
Change since 2016	+1090
Change since 2013	-43%

Domestic football

No of registered senior teams	5
Structure of national league	P&R
No of teams in top national division	5
Summer or winter league for top division?	Winter
Average distance to local club	20-40km
Club licensing for women's football?	No

Professional and foreign players

No of professional players	0
No of semi-professional players	0
No of foreign professional players	0
No of clubs with professional players	0
Restriction on no of foreign players?	No

Management

Budget for women's football	€662,158
Specific commercial sponsors?	No

National teams

Senior national team?	Yes
Youth national teams?	U15, U17, U19
Qualifications of national team head coaches	
Senior team	U19 U17
UEFA A	UEFA A UEFA A

Girls' football

Age categories of youth leagues	U11, U13, U16
Girls' football on school curriculum?	Mixed
Formal links between clubs and schools?	No
Age until which mixed football is played in clubs	No mixed football
Most popular team sport	Football

Coaches

Ratio of male to female coaches in women's football	90:10
	M F
UEFA Pro licence holders	24 0
UEFA A licence holders	89 0
UEFA B licence holders	167 15
National C licence holders	260 18

Referees

Total no of qualified female referees	6
Do they referee men's matches?	Yes
Top level where women referee matches	Men's second division

Programme targeting development and recruitment of female referees?	Yes
---	-----

Registered players

Total no of registered female players	2,290
No of registered female adult players (18+)	1,245
No of registered female youth players (<18)	1,045

Growth of women's football

Total no of registered female players in 2016	2,170
Change since 2016	+120
Change since 2013	+28%

Domestic football

No of registered senior teams	7
Structure of national league	Closed
No of teams in top national division	7
Summer or winter league for top division?	Summer
Average distance to local club	>60km
Club licensing for women's football?	No

Professional and foreign players

No of professional players	50
No of semi-professional players	0
No of foreign professional players	5
No of clubs with professional players	3
Restriction on no of foreign players?	Yes

Management

Budget for women's football	€550,000
Specific commercial sponsors?	No

National teams

Senior national team?	Yes
Youth national teams?	U15-U19
Qualifications of national team head coaches	
Senior team	U19 U17
UEFA A	UEFA B UEFA B

Girls' football

Age categories of youth leagues	U8-U19
Girls' football on school curriculum?	Mixed
Formal links between clubs and schools?	No
Age until which mixed football is played in clubs	No mixed football
Most popular team sport	Basketball

Coaches

Ratio of male to female coaches in women's football	80:20
	M F
UEFA Pro licence holders	44 0
UEFA A licence holders	180 0
UEFA B licence holders	413 6
National C licence holders	0 0

Referees

Total no of qualified female referees	8
Do they referee men's matches?	Yes
Top level where women referee matches	Men's second division

Programme targeting development and recruitment of female referees?	No
---	----



Belgium

Registered players

Total no of registered female players	28,416
No of registered female adult players (18+)	17,893
No of registered female youth players (<18)	10,523

Growth of women's football

Total no of registered female players in 2016	25,887
Change since 2016	+2,529
Change since 2013	+29%

Domestic football

No of registered senior teams	435
Structure of national league	P&R
No of teams in top national division	6
Summer or winter league for top division?	Winter
Average distance to local club	5-10km
Club licensing for women's football?	Yes

Professional and foreign players

No of professional players	0
No of semi-professional players	0
No of foreign professional players	0
No of clubs with professional players	0
Restriction on no of foreign players?	No

Management

Budget for women's football	€1,558,000
Specific commercial sponsors?	No

National teams

Senior national team?	Yes
Youth national teams?	U15-U17, U19, U21

Qualifications of national team head coaches		
Senior team	U19	U17
UEFA Pro	UEFA A	UEFA B

Girls' football

Age categories of youth leagues	U11, U13, U16, U21
Girls' football on school curriculum?	Mixed
Formal links between clubs and schools?	Yes
Age until which mixed football is played in clubs	17
Most popular team sports	Football & hockey
Status in UEFA Grassroots Charter	Bronze

Coaches

Ratio of male to female coaches in women's football	90:10
	M F
UEFA Pro licence holders	136 0
UEFA A licence holders	2,678 6
UEFA B licence holders	5,450 66
National C licence holders	9,822 783

Referees

Total no of qualified female referees	83
Do they referee men's matches?	Yes
Top level where women referee matches	Women's top division

Programme targeting development and recruitment of female referees?	Yes
---	-----



Population: **11.3 million**
FIFA ranking: **23**
UEFA coefficient (ranking): **31,213 (14)**
Year women's football began: **1971**

Spectators and social media

Av. attendance at national team matches	3,646
Change since 2013	+2,896
Av. attendance at top national league matches	150
Change since 2013	-100
Social media campaigns for women's football?	Yes

Governance and committees

Total no of staff within the association	226
No of dedicated staff for women's football	6
No of administrative staff for women's football	3
No of women at managerial level or above	3
Women's football committee?	Yes
No of men and women on women's committee	M F
	7 8
No of women on all committees	11



Bosnia and Herzegovina

Registered players

Total no of registered female players	1,599
No of registered female adult players (18+)	756
No of registered female youth players (<18)	843

Growth of women's football

Total no of registered female players in 2016	1270
Change since 2016	+329
Change since 2013	+275%

Domestic football

No of registered senior teams	36
Structure of national league	P&R
No of teams in top national division	8
Summer or winter league for top division?	Winter
Average distance to local club	10-20km
Club licensing for women's football?	No

Professional and foreign players

No of professional players	0
No of semi-professional players	0
No of foreign professional players	0
No of clubs with professional players	0
Restriction on no of foreign players?	Yes

Management

Budget for women's football	€104,814
Specific commercial sponsors?	No

National teams

Senior national team?	Yes
Youth national teams?	U15-U19
Qualifications of national team head coaches	

UEFA B	UEFA A	UEFA A
--------	--------	--------

Girls' football

Age categories of youth leagues	U17
Girls' football on school curriculum?	Mixed
Formal links between clubs and schools?	No
Age until which mixed football is played in clubs	No mixed football
Most popular team sports	Basketball, handball & volleyball

Coaches

Ratio of male to female coaches in women's football	90:10
	M F
UEFA Pro licence holders	259 0
UEFA A licence holders	827 1
UEFA B licence holders	1,503 8
National C licence holders	181 26

Referees

Total no of qualified female referees	71
Do they referee men's matches?	Yes
Top level where women referee matches	Men's fourth division

Programme targeting development and recruitment of female referees?	Yes
---	-----



Population: **3.5 million**
FIFA ranking: **61**
UEFA coefficient (ranking): **19,546 (26)**
Year women's football began: **1998**

Spectators and social media

Av. attendance at national team matches	200
Change since 2013	-100
Av. attendance at top national league matches	50
Change since 2013	-86
Social media campaigns for women's football?	Yes

Governance and committees

Total no of staff within the association	33
No of dedicated staff for women's football	5
No of administrative staff for women's football	2
No of women at managerial level or above	0
Women's football committee?	Yes
No of men and women on women's committee	M F
	2 1
No of women on all committees	1



Bulgaria



Population: **7.1 million**
FIFA ranking: **67**
UEFA coefficient (ranking): **7,817 (40)**
Year women's football began: **1981**

Spectators and social media

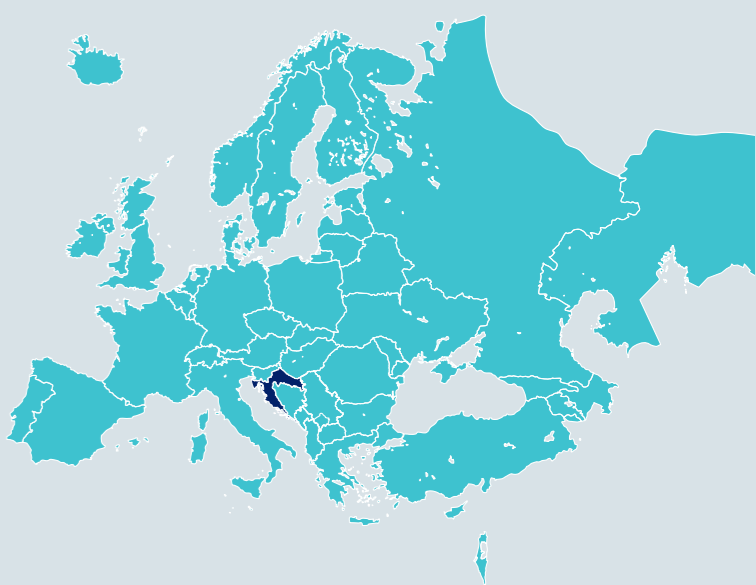
Av. attendance at national team matches	150
Change since 2013	-50
Av. attendance at top national league matches	100
Change since 2013	-200
Social media campaigns for women's football?	Yes

Governance and committees

Total no of staff within the association	142
No of dedicated staff for women's football	34
No of administrative staff for women's football	7
No of women at managerial level or above	4
Women's football committee?	Yes
No of men and women on women's committee	M F
	1 6
No of women on all committees	9



Croatia



Population: **4.2million**
FIFA ranking: **53**
UEFA coefficient (ranking): **16,266 (31)**
Year women's football began: **1971**

Spectators and social media

Av. attendance at national team matches	800
Change since 2013	+300
Av. attendance at top national league matches	200
Change since 2013	+150
Social media campaigns for women's football?	Yes

Governance and committees

Total no of staff within the association	56
No of dedicated staff for women's football	22
No of administrative staff for women's football	4
No of women at managerial level or above	10
Women's football committee?	Yes
No of men and women on women's committee	M F
	4 3
No of women on all committees	9

Registered players

Total no of registered female players	1,303
No of registered female adult players (18+)	271
No of registered female youth players (<18)	1032

Growth of women's football

Total no of registered female players in 2016	1074
Change since 2016	+229
Change since 2013	+53%

Domestic football

No of registered senior teams	13
Structure of national league	Closed
No of teams in top national division	11
Summer or winter league for top division?	Winter
Average distance to local club	5-10km
Club licensing for women's football?	Yes

Professional and foreign players

No of professional players	0
No of semi-professional players	0
No of foreign professional players	0
No of clubs with professional players	0
Restriction on no of foreign players?	No

Management

Budget for women's football	€295,500
Specific commercial sponsors?	No

National teams

Senior national team?		Yes
Youth national teams?		U16-U19
Qualifications of national team head coaches		
Senior team	U19	U17
UEFA A	UEFA A	UEFA A

Girls' football

Age categories of youth leagues	U12, U15, U17
Girls' football on school curriculum?	Mixed
Formal links between clubs and schools?	Yes
Age until which mixed football is played in clubs	14
Most popular team sport	Volleyball

Coaches

Ratio of male to female coaches in women's football	60:40	
	M	F
UEFA Pro licence holders	113	0
UEFA A licence holders	306	2
UEFA B licence holders	371	9
National C licence holders	193	2

Referees

Total no of qualified female referees	9
Do they referee men's matches?	Yes
Top level where women referee matches	Men's second division

Programme targeting development and recruitment of female referees?	Yes
---	-----

Registered players

Total no of registered female players	2,458
No of registered female adult players (18+)	1,245
No of registered female youth players (<18)	1,213

Growth of women's football

Total no of registered female players in 2016	2,185
Change since 2016	+273
Change since 2013	+117%

Domestic football

No of registered senior teams	26
Structure of national league	P&R
No of teams in top national division	10
Summer or winter league for top division?	Summer
Average distance to local club	20-40km
Club licensing for women's football?	Yes

Professional and foreign players

No of professional players	0
No of semi-professional players	0
No of foreign professional players	0
No of clubs with professional players	0
Restriction on no of foreign players?	Yes

Management

Budget for women's football	€500,000
Specific commercial sponsors?	No

National teams

Senior national team?		Yes
Youth national teams?		U15, U17, U19
Qualifications of national team head coaches		
Senior team	U19	U17
UEFA Pro	UEFA Pro	UEFA A

Girls' football

Age categories of youth leagues	U17, U19
Girls' football on school curriculum?	Mixed
Formal links between clubs and schools?	No
Age until which mixed football is played in clubs	15
Most popular team sports	Handball & basketball

Coaches

Ratio of male to female coaches in women's football	80:20	
	M	F
UEFA Pro licence holders	167	1
UEFA A licence holders	1030	5
UEFA B licence holders	1,683	10
National C licence holders	1,468	10

Referees

Total no of qualified female referees	65
Do they referee men's matches?	No
Top level where women referee matches	Women's top division

Programme targeting development and recruitment of female referees?	No
---	----



Cyprus

Registered players

Total no of registered female players	1,000
No of registered female adult players (18+)	234
No of registered female youth players (<18)	766

Growth of women's football

Total no of registered female players in 2016	1,465
Change since 2016	-465
Change since 2013	+1%

Domestic football

No of registered senior teams	10
Structure of national league	Closed
No of teams in top national division	10
Summer or winter league for top division?	Winter
Average distance to local club	40-60km
Club licensing for women's football?	No

Professional and foreign players

No of professional players	13
No of semi-professional players	0
No of foreign professional players	12
No of clubs with professional players	3
Restriction on no of foreign players?	Yes

Management

Budget for women's football	€170,000
Specific commercial sponsors?	No

National teams

Senior national team?	Yes
Youth national teams?	U19
Qualifications of national team head coaches	
Senior team	U19 U17
UEFA A	UEFA A -

Girls' football

Age categories of youth leagues	U8, U10, U12
Girls' football on school curriculum?	Mixed
Formal links between clubs and schools?	No
Age until which mixed football is played in clubs	18
Most popular team sport	Football

Coaches

Ratio of male to female coaches in women's football	97:3
UEFA Pro licence holders	M 39 F 0
UEFA A licence holders	278 2
UEFA B licence holders	330 7
National C licence holders	405 8

Referees

Total no of qualified female referees	18
Do they referee men's matches?	Yes
Top level where women referee matches	Men's third division

Programme targeting development and recruitment of female referees?	No
---	----



Population: **1,2 million**
FIFA ranking: **97**
UEFA coefficient (ranking): -
Year women's football began: **1972**

Spectators and social media

Av. attendance at national team matches	200
Change since 2013	+100
Av. attendance at top national league matches	450
Change since 2013	+350
Social media campaigns for women's football?	Yes

Governance and committees

Total no of staff within the association	63
No of dedicated staff for women's football	9
No of administrative staff for women's football	6
No of women at managerial level or above	5
Women's football committee?	Yes
No of men and women on women's committee	M 5 F 3
No of women on all committees	8



Czech Republic

Registered players

Total no of registered female players	11,353
No of registered female adult players (18+)	3,290
No of registered female youth players (<18)	8,063

Growth of women's football

Total no of registered female players in 2016	15,473
Change since 2016	-4,120
Change since 2013	-1%

Domestic football

No of registered senior teams	112
Structure of national league	P&R
No of teams in top national division	8
Summer or winter league for top division?	Winter
Average distance to local club	20-40km
Club licensing for women's football?	No

Professional and foreign players

No of professional players	12
No of semi-professional players	46
No of foreign professional players	7
No of clubs with professional players	2
Restriction on no of foreign players?	Yes

Management

Budget for women's football	€1,000,000
Specific commercial sponsors?	No

National teams

Senior national team?	Yes
Youth national teams?	U13-U15, U17, U19
Qualifications of national team head coaches	
Senior team	U19 U17
UEFA A	UEFA Pro UEFA Pro

Girls' football

Age categories of youth leagues	U9, U11, U13, U15, U18
Girls' football on school curriculum?	No
Formal links between clubs and schools?	Yes
Age until which mixed football is played in clubs	16
Most popular team sport	Handball

Coaches

Ratio of male to female coaches in women's football	90:10
UEFA Pro licence holders	M 391 F 1
UEFA A licence holders	1,529 9
UEFA B licence holders	2,826 28
National C licence holders	4,196 219

Referees

Total no of qualified female referees	99
Do they referee men's matches?	Yes
Top level where women referee matches	Men's top division

Programme targeting development and recruitment of female referees?	Yes
---	-----



Population: **10.6 million**
FIFA ranking: **37**
UEFA coefficient (ranking): **23,874 (21)**
Year women's football began: **1992**

Spectators and social media

Av. attendance at national team matches	300
Change since 2013	-300
Av. attendance at top national league matches	100
Change since 2013	0
Social media campaigns for women's football?	Yes

Governance and committees

Total no of staff within the association	26
No of dedicated staff for women's football	9
No of administrative staff for women's football	4
No of women at managerial level or above	2
Women's football committee?	No
No of men and women on women's committee	M 0 F 0
No of women on all committees	0



Denmark

Registered players

Total no of registered female players	62,280
No of registered female adult players (18+)	16,480
No of registered female youth players (<18)	45,800

Growth of women's football

Total no of registered female players in 2016	63,294
Change since 2016	-1014
Change since 2013	-12%

Domestic football

No of registered senior teams	2,170
Structure of national league	P&R
No of teams in top national division	8
Summer or winter league for top division?	Winter
Average distance to local club	5-10km
Club licensing for women's football?	Yes

Professional and foreign players

No of professional players	0
No of semi-professional players	46
No of foreign professional players	0
No of clubs with professional players	2
Restriction on no of foreign players?	Yes

Management

Budget for women's football	€3,476,630
Specific commercial sponsors?	Yes

National teams

Senior national team?		Yes
Youth national teams?		U16-U17, U19, U23
Qualifications of national team head coaches		
Senior team	U19	U17
UEFA Pro	UEFA Pro	UEFA A

Girls' football

Age categories of youth leagues	U7-U16, U18
Girls' football on school curriculum?	No
Formal links between clubs and schools?	No
Age until which mixed football is played in clubs	18
Most popular team sport	Football

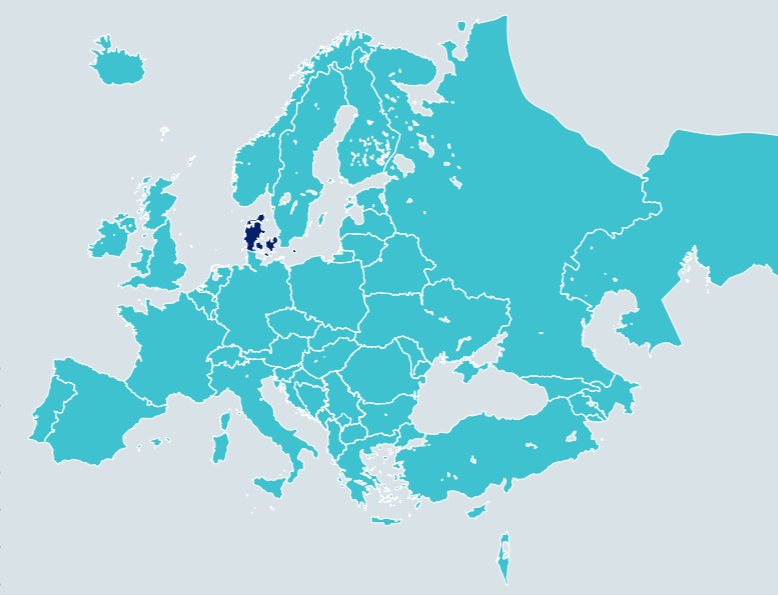
Coaches

Ratio of male to female coaches in women's football	85:15	
	M	F
UEFA Pro licence holders	133	2
UEFA A licence holders	590	18
UEFA B licence holders	1,147	41
National C licence holders	313	36

Referees

Total no of qualified female referees	80
Do they referee men's matches?	Yes
Top level where women referee matches	Men's third division

Programme targeting development and recruitment of female referees?	Yes
---	-----



Population: **5.7 million**
FIFA ranking: **12**
UEFA coefficient (ranking): **32,915 (12)**
Year women's football began: **1974**

Spectators and social media

Av. attendance at national team matches	5,152
Change since 2013	+2,152
Av. attendance at top national league matches	151
Change since 2013	+1
Social media campaigns for women's football?	Yes

Governance and committees

Total no of staff within the association	94	
No of dedicated staff for women's football	11	
No of administrative staff for women's football	6	
No of women at managerial level or above	3	
Women's football committee?	Yes	
No of men and women on women's committee	M	F
	4	3
No of women on all committees	9	



England

Registered players

Total no of registered female players	102,804
No of registered female adult players (18+)	29,502
No of registered female youth players (<18)	73,302

Growth of women's football

Total no of registered female players in 2016	106,910
Change since 2016	-4,106*
Change since 2013	+12%

Domestic football

No of registered senior teams	1,789
Structure of national league	P&R
No of teams in top national division	10
Summer or winter league for top division?	Winter
Average distance to local club	5-10km
Club licensing for women's football?	Yes

Professional and foreign players

No of professional players	121
No of semi-professional players	-
No of foreign professional players	45
No of clubs with professional players	10
Restriction on no of foreign players?	Yes

Management

Budget for women's football	€15,447,385
Specific commercial sponsors?	Yes

National teams

Senior national team?		Yes
Youth national teams?		U15-U20, U23
Qualifications of national team head coaches		
Senior team	U19	U17
UEFA Pro	UEFA Pro	UEFA A

Girls' football

Age categories of youth leagues	U7-U18
Girls' football on school curriculum?	Some
Formal links between clubs and schools?	Yes
Age until which mixed football is played in clubs	18
Most popular team sport	Netball

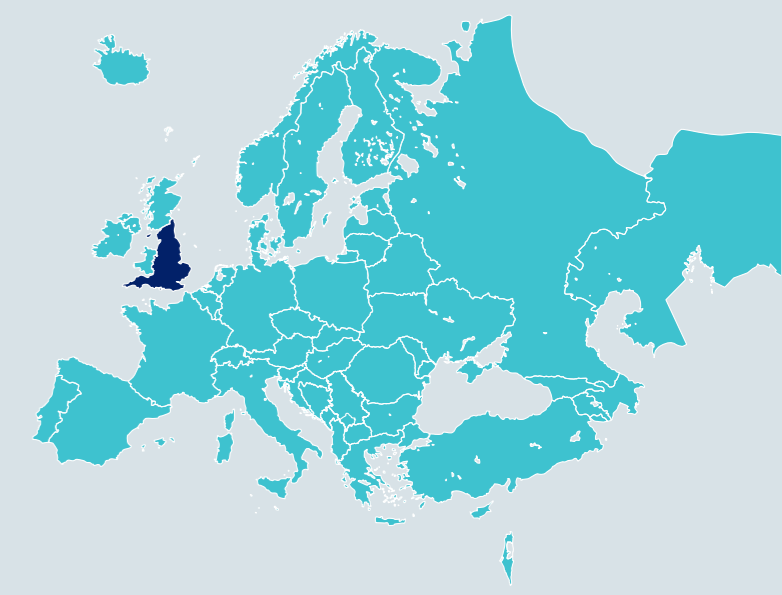
Coaches

Ratio of male to female coaches in women's football	96:4	
	M	F
UEFA Pro licence holders	383	7
UEFA A licence holders	1,653	40
UEFA B licence holders	10,679	398
National C licence holders	76,825	4,778

Referees

Total no of qualified female referees	1,301
Do they referee men's matches?	Yes
Top level where women referee matches	Men's fourth division

Programme targeting development and recruitment of female referees?	No
---	----



Population: **54.8 million**
FIFA ranking: **3**
UEFA coefficient (ranking): **39,880 (3)**
Year women's football began: **1993**

Spectators and social media

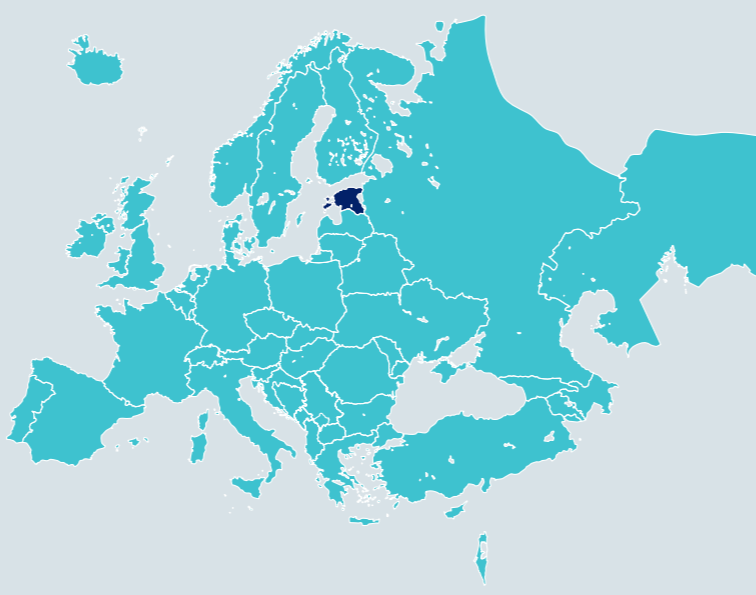
Av. attendance at national team matches	7,056
Change since 2013	+1,932
Av. attendance at top national league matches	1,128
Change since 2013	+526
Social media campaigns for women's football?	Yes

Governance and committees

Total no of staff within the association	851	
No of dedicated staff for women's football	53	
No of administrative staff for women's football	39	
No of women at managerial level or above	62	
Women's football committee?	Yes	
No of men and women on women's committee	M	F
	10	7
No of women on all committees	13	



Estonia



Population: **1.3 million**
FIFA ranking: **82**
UEFA coefficient (ranking): **11,151 (36)**
Year women's football began: **1994**

Spectators and social media

Av. attendance at national team matches	305
Change since 2013	+55
Av. attendance at top national league matches	39
Change since 2013	-11
Social media campaigns for women's football?	Yes

Governance and committees

Total no of staff within the association	73
No of dedicated staff for women's football	9
No of administrative staff for women's football	6
No of women at managerial level or above	3
Women's football committee?	Yes
No of men and women on women's committee	M F
	5 5
No of women on all committees	8



Faroe Islands



Population: **50,000**
FIFA ranking: **69**
UEFA coefficient (ranking): **8,020 (38)**
Year women's football began: **1984**

Spectators and social media

Av. attendance at national team matches	680
Change since 2013	+480
Av. attendance at top national league matches	65
Change since 2013	-85
Social media campaigns for women's football?	No

Governance and committees

Total no of staff within the association	14
No of dedicated staff for women's football	0
No of administrative staff for women's football	0
No of women at managerial level or above	0
Women's football committee?	Yes
No of men and women on women's committee	M F
	2 3
No of women on all committees	5

Registered players

Total no of registered female players	1,565
No of registered female adult players (18+)	611
No of registered female youth players (<18)	954

Growth of women's football

Total no of registered female players in 2016	1,391
Change since 2016	+174
Change since 2013	+72%

Domestic football

No of registered senior teams	37
Structure of national league	P&R
No of teams in top national division	8
Summer or winter league for top division?	Summer
Average distance to local club	10-20km
Club licensing for women's football?	Yes

Professional and foreign players

No of professional players	0
No of semi-professional players	0
No of foreign professional players	0
No of clubs with professional players	0
Restriction on no of foreign players?	Yes

Management

Budget for women's football	€562,468
Specific commercial sponsors?	No

National teams

Senior national team?		Yes
Youth national teams?		U15-U19
Qualifications of national team head coaches		
Senior team	U19	U17
UEFA Pro	UEFA B	UEFA A

Girls' football

Age categories of youth leagues	U11, U13, U15, U17
Girls' football on school curriculum?	Mixed
Formal links between clubs and schools?	No
Age until which mixed football is played in clubs	13
Most popular team sport	Volleyball

Coaches

Ratio of male to female coaches in women's football	60:40	
	M	F
UEFA Pro licence holders	33	2
UEFA A licence holders	102	2
UEFA B licence holders	181	19
National C licence holders	348	49

Referees

Total no of qualified female referees	8
Do they referee men's matches?	Yes
Top level where women referee matches	Men's second division

Programme targeting development and recruitment of female referees?	Yes
---	-----

Registered players

Total no of registered female players	1,500
No of registered female adult players (18+)	400
No of registered female youth players (<18)	1,100

Growth of women's football

Total no of registered female players in 2016	1,520
Change since 2016	-20
Change since 2013	+15%

Domestic football

No of registered senior teams	12
Structure of national league	Closed
No of teams in top national division	6
Summer or winter league for top division?	Summer
Average distance to local club	5-10km
Club licensing for women's football?	No

Professional and foreign players

No of professional players	0
No of semi-professional players	1
No of foreign professional players	0
No of clubs with professional players	1
Restriction on no of foreign players?	Yes

Management

Budget for women's football	€760,000
Specific commercial sponsors?	No

National teams

Senior national team?		Yes
Youth national teams?		U15-U19
Qualifications of national team head coaches		
Senior team	U19	U17
UEFA A	UEFA A	UEFA A

Girls' football

Age categories of youth leagues	U6-U10, U12, U14, U17
Girls' football on school curriculum?	No
Formal links between clubs and schools?	No
Age until which mixed football is played in clubs	No age limit
Most popular team sports	Football & handball

Coaches

Ratio of male to female coaches in women's football	80:20	
	M	F
UEFA Pro licence holders	2	0
UEFA A licence holders	77	1
UEFA B licence holders	115	5
National C licence holders	194	50

Referees

Total no of qualified female referees	10
Do they referee men's matches?	No
Top level where women referee matches	Women's top division

Programme targeting development and recruitment of female referees?	Yes
---	-----



Finland

Registered players

Total no of registered female players	32,221
No of registered female adult players (18+)	5,101
No of registered female youth players (<18)	27,100

Growth of women's football

Total no of registered female players in 2016	29,048
Change since 2016	+3,153
Change since 2013	+20%

Domestic football

No of registered senior teams	293
Structure of national league	P&R
No of teams in top national division	10
Summer or winter league for top division?	Summer
Average distance to local club	5-10km
Club licensing for women's football?	Yes

Professional and foreign players

No of professional players	27
No of semi-professional players	500
No of foreign professional players	21
No of clubs with professional players	10
Restriction on no of foreign players?	Yes

Management

Budget for women's football	€2,106,000
Specific commercial sponsors?	No

National teams

Senior national team?	Yes
Youth national teams?	U15-U19 , U23

Qualifications of national team head coaches		
Senior team	U19	U17
UEFA Pro	UEFA Pro	UEFA Pro

Girls' football

Age categories of youth leagues	U6-U18
Girls' football on school curriculum?	Yes
Formal links between clubs and schools?	Yes
Age until which mixed football is played in clubs	15
Most popular team sport	Football

Coaches

Ratio of male to female coaches in women's football	80:20	
	M	F
UEFA Pro licence holders	118	1
UEFA A licence holders	190	10
UEFA B licence holders	756	34
National C licence holders	160	40

Referees

Total no of qualified female referees	280
Do they referee men's matches?	Yes
Top level where women referee matches	Men's third division

Programme targeting development and recruitment of female referees?	Yes
---	-----



Population: **5.5 million**
FIFA ranking: **28**
UEFA coefficient (ranking): **29,815 (16)**
Year women's football began: **1972**

Spectators and social media

Av. attendance at national team matches	2,924
Change since 2013	+1,624
Av. attendance at top national league matches	192
Change since 2013	+37
Social media campaigns for women's football?	Yes

Governance and committees

Total no of staff within the association	67	
No of dedicated staff for women's football	6	
No of administrative staff for women's football	2	
No of women at managerial level or above	13	
Women's football committee?	No	
No of men and women on women's committee	M	F
	0	0
No of women on all committees	20	



France

Registered players

Total no of registered female players	118,842
No of registered female adult players (18+)	33,138
No of registered female youth players (<18)	85,704

Growth of women's football

Total no of registered female players in 2016	106,612
Change since 2016	+12,230
Change since 2013	+83%

Domestic football

No of registered senior teams	2,050
Structure of national league	P&R
No of teams in top national division	12
Summer or winter league for top division?	Winter
Average distance to local club	20-40km
Club licensing for women's football?	No

Professional and foreign players

No of professional players	153
No of semi-professional players	0
No of foreign professional players	56
No of clubs with professional players	11
Restriction on no of foreign players?	Yes

Management

Budget for women's football	€9,900,000
Specific commercial sponsors?	No

National teams

Senior national team?	Yes
Youth national teams?	U16-U20, U23
Qualifications of national team head coaches	

Girls' football

Age categories of youth leagues	U13, U16, U19
Girls' football on school curriculum?	Mixed
Formal links between clubs and schools?	Yes
Age until which mixed football is played in clubs	15
Most popular team sport	Handball

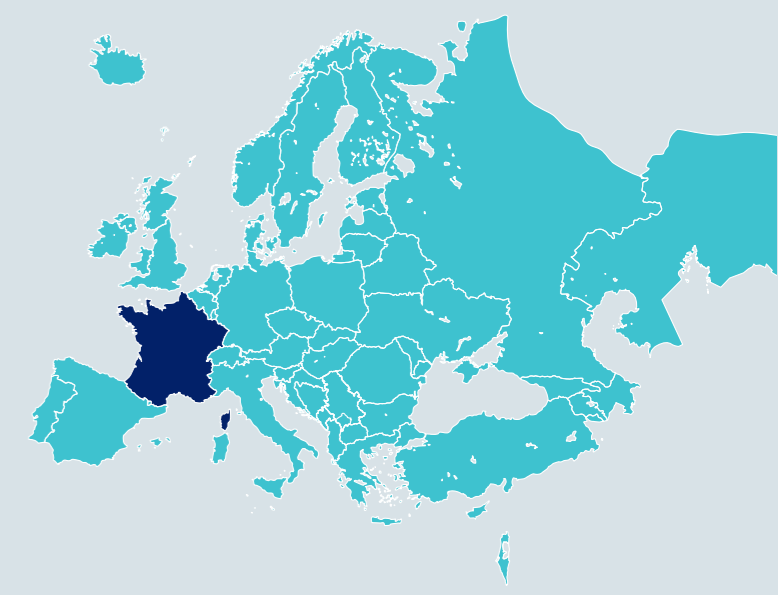
Coaches

Ratio of male to female coaches in women's football	90:10	
	M	F
UEFA Pro licence holders	110	2
UEFA A licence holders	9	0
UEFA B licence holders	6,970	138
National C licence holders	26,920	1,138

Referees

Total no of qualified female referees	900
Do they referee men's matches?	Yes
Top level where women referee matches	Men's second division

Programme targeting development and recruitment of female referees?	Yes
---	-----



Population: **66.9 million**
FIFA ranking: **4**
UEFA coefficient (ranking): **42,355 (2)**
Year women's football began: **1970**

Spectators and social media

Av. attendance at national team matches	15,000
Change since 2013	+6,000
Av. attendance at top national league matches	1,500
Change since 2013	0
Social media campaigns for women's football?	Yes

Governance and committees

Total no of staff within the association	277	
No of dedicated staff for women's football	47	
No of administrative staff for women's football	26	
No of women at managerial level or above	15	
Women's football committee?	Yes	
No of men and women on women's committee	M	F
	6	8
No of women on all committees	14	



FYR Macedonia



Population: **2.1 million**
FIFA ranking: **100**
UEFA coefficient (ranking): **7,768 (41)**
Year women's football began: **2004**

Spectators and social media

Av. attendance at national team matches	500
Change since 2013	0
Av. attendance at top national league matches	500
Change since 2013	+300
Social media campaigns for women's football?	Yes

Governance and committees

Total no of staff within the association	46
No of dedicated staff for women's football	9
No of administrative staff for women's football	1
No of women at managerial level or above	11
Women's football committee?	Yes
No of men and women on women's committee	M F
	6 0
No of women on all committees	0



Georgia



Population: **3.7 million**
FIFA ranking: **92**
UEFA coefficient (ranking): **6,316 (45)**
Year women's football began: **2003**

Spectators and social media

Av. attendance at national team matches	500
Change since 2013	+300
Av. attendance at top national league matches	300
Change since 2013	+100
Social media campaigns for women's football?	Yes

Governance and committees

Total no of staff within the association	70
No of dedicated staff for women's football	17
No of administrative staff for women's football	6
No of women at managerial level or above	2
Women's football committee?	Yes
No of men and women on women's committee	M F
	2 4
No of women on all committees	4

Registered players

Total no of registered female players	800
No of registered female adult players (18+)	150
No of registered female youth players (<18)	650

Growth of women's football

Total no of registered female players in 2016	270
Change since 2016	+530
Change since 2013	+300%

Domestic football

No of registered senior teams	9
Structure of national league	Closed
No of teams in top national division	9
Summer or winter league for top division?	Summer
Average distance to local club	5-10km
Club licensing for women's football?	No

Professional and foreign players

No of professional players	50
No of semi-professional players	150
No of foreign professional players	0
No of clubs with professional players	9
Restriction on no of foreign players?	No

Management

Budget for women's football	€120,000
Specific commercial sponsors?	No

National teams

Senior national team?	Yes
Youth national teams?	U16, U17, U19
Qualifications of national team head coaches	
Senior team	U19
UEFA A	UEFA A
UEFA A	UEFA A

Girls' football

Age categories of youth leagues	U16
Girls' football on school curriculum?	Mixed
Formal links between clubs and schools?	No
Age until which mixed football is played in clubs	10
Most popular team sport	Football

Coaches

Ratio of male to female coaches in women's football	98:2
UEFA Pro licence holders	M F
	25 0
UEFA A licence holders	207
UEFA B licence holders	669
National C licence holders	1473

Referees

Total no of qualified female referees	2
Do they referee men's matches?	No
Top level where women referee matches	Women's top division

Programme targeting development and recruitment of female referees?

No



Germany

Registered players

Total no of registered female players	203,756
No of registered female adult players (18+)	92,575
No of registered female youth players (<18)	111,181

Growth of women's football

Total no of registered female players in 2016	209,713
Change since 2016	-5,957
Change since 2013	-22%

Domestic football

No of registered senior teams	4,402
Structure of national league	P&R
No of teams in top national division	12
Summer or winter league for top division?	Winter
Average distance to local club	10-20km
Club licensing for women's football?	Yes

Professional and foreign players

No of professional players	0
No of semi-professional players	169
No of foreign professional players	0
No of clubs with professional players	12
Restriction on no of foreign players?	Yes

Management

Budget for women's football	€10,770,000
Specific commercial sponsors?	Yes

National teams

Senior national team?	Yes
Youth national teams?	U15-U17, U19, U20

Qualifications of national team head coaches		
Senior team	U19	U17
UEFA Pro	UEFA Pro	UEFA Pro

Girls' football

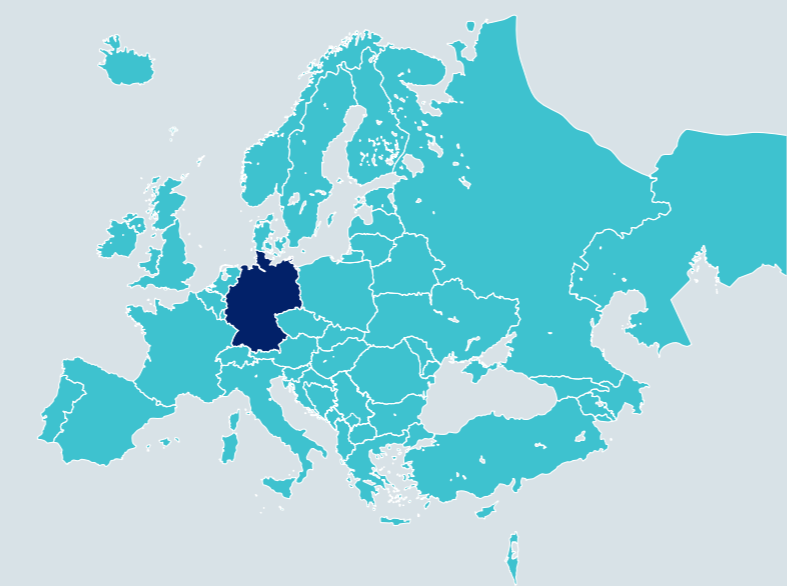
Age categories of youth leagues	U6, U7, U9, U11, U13, U15, U17
Girls' football on school curriculum?	Mixed
Formal links between clubs and schools?	Yes
Age until which mixed football is played in clubs	16
Most popular team sport	Football

Coaches

Ratio of male to female coaches in women's football	85:15	
	M	F
UEFA Pro licence holders	861	26
UEFA A licence holders	3,866	58
UEFA B licence holders	20,904	647
National C licence holders	30,730	2,324

Referees

Total no of qualified female referees	2,253
Do they referee men's matches?	Yes
Top level where women referee matches	Men's top division
Programme targeting development and recruitment of female referees?	No



Population: **82.1 million**
FIFA ranking: **2**
UEFA coefficient (ranking): **42,957 (1)**
Year women's football began: **1970**

Spectators and social media

Av. attendance at national team matches	6,865
Change since 2013	-6635
Av. attendance at top national league matches	946
Change since 2013	+56
Social media campaigns for women's football?	Yes

Governance and committees

Total no of staff within the association	299	
No of dedicated staff for women's football	28	
No of administrative staff for women's football	20	
No of women at managerial level or above	6	
Women's football committee?	Yes	
No of men and women on women's committee	M	F
	2	19
No of women on all committees	63	



Gibraltar

Registered players

Total no of registered female players	178
No of registered female adult players (18+)	85
No of registered female youth players (<18)	93

Growth of women's football

Total no of registered female players in 2016	79
Change since 2016	99
Change since 2013	+123%

Domestic football

No of registered senior teams	3
Structure of national league	Closed
No of teams in top national division	3
Summer or winter league for top division?	Winter
Average distance to local club	<5km
Club licensing for women's football?	No

Professional and foreign players

No of professional players	0
No of semi-professional players	0
No of foreign professional players	0
No of clubs with professional players	0
Restriction on no of foreign players?	Yes

Management

Budget for women's football	€100,000
Specific commercial sponsors?	No

National teams

Senior national team?	Yes
Youth national teams?	U16

Qualifications of national team head coaches		
Senior team	U19	U17
UEFA B	-	-

Girls' football

Age categories of youth leagues	None
Girls' football on school curriculum?	Mixed
Formal links between clubs and schools?	Yes
Age until which mixed football is played in clubs	13
Most popular team sport	Netball

Coaches

Ratio of male to female coaches in women's football	90:10	
	M	F
UEFA Pro licence holders	0	0
UEFA A licence holders	1	0
UEFA B licence holders	7	1
National C licence holders	37	9

Referees

Total no of qualified female referees	9
Do they referee men's matches?	Yes
Top level where women referee matches	Men's amateur league
Programme targeting development and recruitment of female referees?	Yes



Population: **32,000**
FIFA ranking: -
UEFA coefficient (ranking): -
Year women's football began: **1989**

Spectators and social media

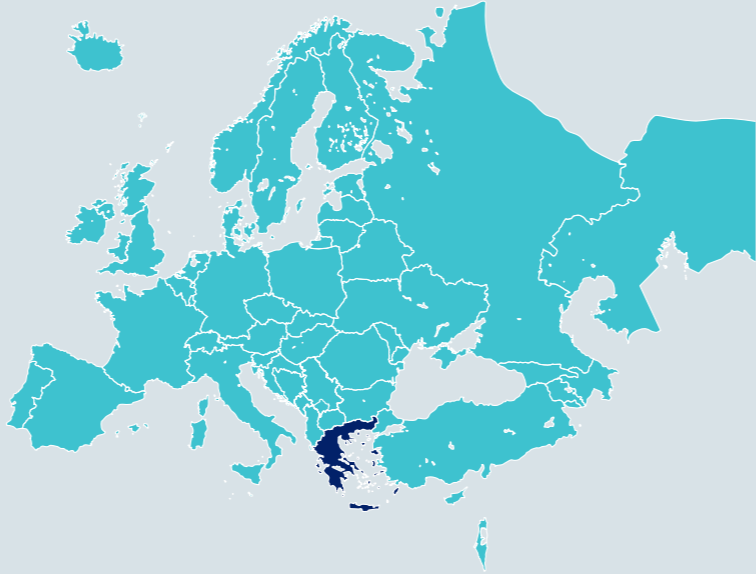
Av. attendance at national team matches	40
Change since 2013	-10
Av. attendance at top national league matches	40
Change since 2013	+5
Social media campaigns for women's football?	Yes

Governance and committees

Total no of staff within the association	14	
No of dedicated staff for women's football	0	
No of administrative staff for women's football	0	
No of women at managerial level or above	0	
Women's football committee?	Yes	
No of men and women on women's committee	M	F
	0	3
No of women on all committees	3	



Greece



Population: **10.8 million**
FIFA ranking: **64**
UEFA coefficient (ranking): **13,961 (34)**
Year women's football began: **1989**

Spectators and social media

Av. attendance at national team matches	500
Change since 2013	+400
Av. attendance at top national league matches	300
Change since 2013	+220
Social media campaigns for women's football?	No

Governance and committees

Total no of staff within the association	76
No of dedicated staff for women's football	6
No of administrative staff for women's football	2
No of women at managerial level or above	25
Women's football committee?	Yes
No of men and women on women's committee	M F
	7 0
No of women on all committees	1



Hungary



Population: **9.8 million**
FIFA ranking: **39**
UEFA coefficient (ranking): **20,362 (25)**
Year women's football began: **1971**

Registered players

Total no of registered female players	13,900
No of registered female adult players (18+)	2,389
No of registered female youth players (<18)	11,511

Growth of women's football

Total no of registered female players in 2016	11,430
Change since 2016	+2,470
Change since 2013	+118%

Domestic football

No of registered senior teams	185
Structure of national league	P&R
No of teams in top national division	8
Summer or winter league for top division?	Winter
Average distance to local club	10-20km
Club licensing for women's football?	No

Professional and foreign players

No of professional players	55
No of semi-professional players	0
No of foreign professional players	20
No of clubs with professional players	7
Restriction on no of foreign players?	Yes

Management

Budget for women's football	€3,366,000
Specific commercial sponsors?	Yes

National teams

Senior national team?	Yes
Youth national teams?	U17, U19
Qualifications of national team head coaches	
Senior team	U19
UEFA Pro	UEFA A
	UEFA Pro

Girls' football

Age categories of youth leagues	U7, U9, U11, U13-U17, U19
Girls' football on school curriculum?	Mixed
Formal links between clubs and schools?	Yes
Age until which mixed football is played in clubs	13
Most popular team sport	Handball

Coaches

Ratio of male to female coaches in women's football	96:4
	M F
UEFA Pro licence holders	129 0
UEFA A licence holders	720 2
UEFA B licence holders	3,771 65
National C licence holders	2,963 123

Referees

Total no of qualified female referees	100
Do they referee men's matches?	Yes
Top level where women referee matches	Men's top division
Programme targeting development and recruitment of female referees?	Yes

Spectators and social media

Av. attendance at national team matches	1000
Chanhe since 2013	+700
Av. attendance at top national league matches	150
Chanhe since 2013	+50
Social media campaigns for women's football?	Yes

Governance and committees

Total no of staff within the association	251
No of dedicated staff for women's football	15
No of administrative staff for women's football	2
No of women at managerial level or above	1
Women's football committee?	Yes
No of men and women on women's committee	M F
	1 4
No of women on all committees	9

Registered players		National teams	
Total no of registered female players	7,375	Senior national team?	Yes
No of registered female adult players (18+)	1,219	Youth national teams?	U16, U17, U19, U23
No of registered female youth players (<18)	6,156	Qualifications of national team head coaches	
		Senior team	U19 U17
		UEFA A	UEFA A UEFA A
Growth of women's football		Girls' football	
Total no of registered female players in 2016	7,375	Age categories of youth leagues	U10, U12, U14, U16, U19
Change since 2016	+0	Girls' football on school curriculum?	Mixed
Change since 2013	+21%	Formal links between clubs and schools?	No
		Age until which mixed football is played in clubs	16
		Most popular team sport	Gymnastics
Domestic football		Coaches	
No of registered senior teams	29	Ratio of male to female coaches in women's football	90:10
Structure of national league	P&R		M F
No of teams in top national division	10	UEFA Pro licence holders	17 0
Summer or winter league for top division?	Summer	UEFA A licence holders	206 22
Average distance to local club	5-10km	UEFA B licence holders	395 38
Club licensing for women's football?	No	National C licence holders	- -
Professional and foreign players		Referees	
No of professional players	30	Total no of qualified female referees	416
No of semi-professional players	173	Do they referee men's matches?	Yes
No of foreign professional players	10	Top level where women referee matches	Men's fourth division
No of clubs with professional players	5		Yes
Restriction on no of foreign players?	No		
Management		Programme targeting development and recruitment of female referees?	
Budget for women's football	€2,861,422		
Specific commercial sponsors?	No		



Population: **332,529**
FIFA ranking: **21**
UEFA coefficient (ranking): **34,141 (10)**
Year women's football began: **1981**

Spectators and social media

Av. attendance at national team matches	5,590
Change since 2013	+3,256
Av. attendance at top national league matches	190
Change since 2013	+21
Social media campaigns for women's football?	Yes

Governance and committees

Total no of staff within the association	17	
No of dedicated staff for women's football	0	
No of administrative staff for women's football	0	
No of women at managerial level or above	1	
Women's football committee?	No	
No of men and women on women's committee	M	F
	0	0
No of women on all committees	12	

Registered players		National teams	
Total no of registered female players	1,294	Senior national team?	Yes
No of registered female adult players (18+)	445	Youth national teams?	U16, U17, U19
No of registered female youth players (<18)	849	Qualifications of national team head coaches	
		Senior team	U19
			U17
		UEFA Pro	UEFA Pro
			UEFA Pro
Growth of women's football		Girls' football	
Total no of registered female players in 2016	1,223	Age categories of youth leagues	U11, U13, U18
Change since 2016	+71	Girls' football on school curriculum?	Mixed
Change since 2013	+7%	Formal links between clubs and schools?	No
		Age until which mixed football is played in clubs	12
		Most popular team sport	Basketball
Domestic football		Coaches	
No of registered senior teams	24	Ratio of male to female coaches in women's football	90:10
Structure of national league	P&R		M F
No of teams in top national division	9	UEFA Pro licence holders	156 5
Summer or winter league for top division?	Winter	UEFA A licence holders	1,150 25
Average distance to local club	20-40km	UEFA B licence holders	1,300 20
Club licensing for women's football?	Yes	National C licence holders	0 0
Professional and foreign players		Referees	
No of professional players	17	Total no of qualified female referees	71
No of semi-professional players	134	Do they referee men's matches?	Yes
No of foreign professional players	17	Top level where women referee matches	Men's third division
No of clubs with professional players	0		
Restriction on no of foreign players?	Yes		
Management		Programme targeting development and recruitment of female referees?	
Budget for women's football	€1,400,000		Yes
Specific commercial sponsors?	No		



Population: **8.7 million**
FIFA ranking: **55**
UEFA coefficient (ranking): **14,641 (33)**
Year women's football began: **1996**

Spectators and social media

Av. attendance at national team matches	150
Change since 2013	-50
Av. attendance at top national league matches	40
Change since 2013	-460
Social media campaigns for women's football?	No

Governance and committees

Total no of staff within the association	38	
No of dedicated staff for women's football	9	
No of administrative staff for women's football	2	
No of women at managerial level or above	16	
Women's football committee?	Yes	
No of men and women on women's committee	M	F
	6	15
No of women on all committees	17	



Italy



Population: **60.6 million**
FIFA ranking: **18**
UEFA coefficient (ranking): **34,775 (8)**
Year women's football began: **1974**

Spectators and social media

Av. attendance at national team matches	3,000
Change since 2013	-1000
Av. attendance at top national league matches	1,000
Change since 2013	-1000
Social media campaigns for women's football?	Yes

Governance and committees

Total no of staff within the association	243
No of dedicated staff for women's football	22
No of administrative staff for women's football	9
No of women at managerial level or above	13
Women's football committee?	Yes
No of men and women on women's committee	M F
	5 1
No of women on all committees	38



Kazakhstan



Population: **18.2 million**
FIFA ranking: **66**
UEFA coefficient (ranking): **13,350 (35)**
Year women's football began: **1987**

Spectators and social media

Av. attendance at national team matches	2000
Change since 2013	-1000
Av. attendance at top national league matches	1000
Change since 2013	-1000
Social media campaigns for women's football?	Yes

Governance and committees

Total no of staff within the association	50
No of dedicated staff for women's football	13
No of administrative staff for women's football	7
No of women at managerial level or above	4
Women's football committee?	No
No of men and women on women's committee	M F
	0 0
No of women on all committees	0

Registered players

Total no of registered female players	23,665
No of registered female adult players (18+)	10,918
No of registered female youth players (<18)	12,747

Growth of women's football

Total no of registered female players in 2016	23,196
Change since 2016	+469
Change since 2013	+7%

Domestic football

No of registered senior teams	677
Structure of national league	P&R
No of teams in top national division	12
Summer or winter league for top division?	Winter
Average distance to local club	20-40km
Club licensing for women's football?	No

Professional and foreign players

No of professional players	0
No of semi-professional players	0
No of foreign professional players	0
No of clubs with professional players	0
Restriction on no of foreign players?	Yes

Management

Budget for women's football	€4,249,873
Specific commercial sponsors?	Yes

National teams

Senior national team?	Yes
Youth national teams?	U16, U17, U19, U23

Qualifications of national team head coaches		
Senior team	U19	U17
UEFA Pro	UEFA Pro	UEFA A

Girls' football

Age categories of youth leagues	U12, U15, U18
Girls' football on school curriculum?	Mixed
Formal links between clubs and schools?	Yes
Age until which mixed football is played in clubs	17
Most popular team sport	Volleyball

Coaches

Ratio of male to female coaches in women's football	75:25
	M F
UEFA Pro licence holders	826 3
UEFA A licence holders	1,976 25
UEFA B licence holders	44,534 367
National C licence holders	1624 37

Referees

Total no of qualified female referees	1,600
Do they referee men's matches?	Yes
Top level where women referee matches	Men's fourth division

Programme targeting development and recruitment of female referees?	No
---	----

Registered players

Total no of registered female players	2,526
No of registered female adult players (18+)	263
No of registered female youth players (<18)	2,263

Growth of women's football

Total no of registered female players in 2016	2,451
Change since 2016	+75
Change since 2013	+101%

Domestic football

No of registered senior teams	5
Structure of national league	Closed
No of teams in top national division	5
Summer or winter league for top division?	Summer
Average distance to local club	20-40km
Club licensing for women's football?	No

Professional and foreign players

No of professional players	129
No of semi-professional players	0
No of foreign professional players	16
No of clubs with professional players	5
Restriction on no of foreign players?	Yes

Management

Budget for women's football	€1,091,281
Specific commercial sponsors?	No

National teams

Senior national team?	Yes
Youth national teams?	U17, U19

Qualifications of national team head coaches		
Senior team	U19	U17
UEFA A	UEFA B	UEFA B

Girls' football

Age categories of youth leagues	U13, U15, U17, U19
Girls' football on school curriculum?	No
Formal links between clubs and schools?	Yes
Age until which mixed football is played in clubs	No mixed football
Most popular team sport	No data

Coaches

Ratio of male to female coaches in women's football	70:30
	M F
UEFA Pro licence holders	51 0
UEFA A licence holders	112 2
UEFA B licence holders	430 5
National C licence holders	1,132 76

Referees

Total no of qualified female referees	2
Do they referee men's matches?	Yes
Top level where women referee matches	Men's second division

Programme targeting development and recruitment of female referees?	Yes
---	-----



Kosovo



Population: **1.8 million**
FIFA ranking: **105**
UEFA coefficient (ranking): -
Year women's football began: **2002**

Registered players

Total no of registered female players	667
No of registered female adult players (18+)	60
No of registered female youth players (<18)	607

National teams

Senior national team?		Yes
Youth national teams?		U16, U19
Qualifications of national team head coaches		
Senior team	U19	U17
UEFA Pro	UEFA Pro	-

Growth of women's football

Total no of registered female players in 2016	720
Change since 2016	-53
Change since 2013	No data

Domestic football

No of registered senior teams	13
Structure of national league	Closed
No of teams in top national division	13
Summer or winter league for top division?	Winter
Average distance to local club	>60km
Club licensing for women's football?	Yes

Professional and foreign players

No of professional players	0
No of semi-professional players	0
No of foreign professional players	0
No of clubs with professional players	0
Restriction on no of foreign players?	Yes

Management

Budget for women's football	€150,000
Specific commercial sponsors?	No

Girls' football

Age categories of youth leagues	U16
Girls' football on school curriculum?	Mixed
Formal links between clubs and schools?	No
Age until which mixed football is played in clubs	No mixed football
Most popular team sport	Handball

Coaches

Ratio of male to female coaches in women's football	95:5	
	M	F
UEFA Pro licence holders	10	1
UEFA A licence holders	100	2
UEFA B licence holders	125	0
National C licence holders	90	0

Referees

Total no of qualified female referees	5
Do they referee men's matches?	Yes
Top level where women referee matches	Men's fourth division

Programme targeting development and recruitment of female referees?	No
---	----

Spectators and social media

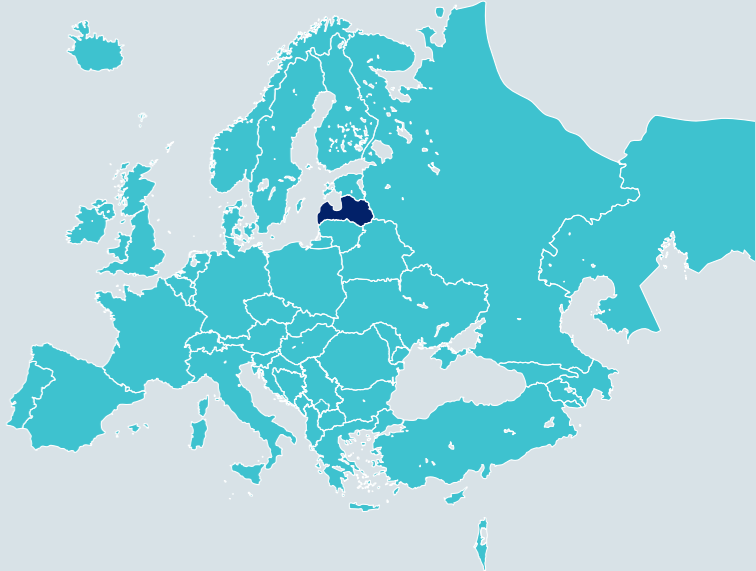
Av. attendance at national team matches	450
Change since 2013	-550
Av. attendance at top national league matches	300
Change since 2013	+200
Social media campaigns for women's football?	Yes

Governance and committees

Total no of staff within the association	26
No of dedicated staff for women's football	7
No of administrative staff for women's football	4
No of women at managerial level or above	6
Women's football committee?	Yes
No of men and women on women's committee	M F
	0 3
No of women on all committees	2



Latvia



Population: **2 million**
FIFA ranking: **87**
UEFA coefficient (ranking): **4,584 (47)**
Year women's football began: **1998**

Registered players

Total no of registered female players	1,200
No of registered female adult players (18+)	470
No of registered female youth players (<18)	730

Growth of women's football

Total no of registered female players in 2016	1119
Change since 2016	+81
Change since 2013	+87%

Domestic football

No of registered senior teams	4
Structure of national league	Closed
No of teams in top national division	4
Summer or winter league for top division?	Summer
Average distance to local club	20-40km
Club licensing for women's football?	No

Professional and foreign players

No of professional players	0
No of semi-professional players	0
No of foreign professional players	0
No of clubs with professional players	0
Restriction on no of foreign players?	Yes

Management

Budget for women's football	€524,670
Specific commercial sponsors?	Yes

National teams

Senior national team?		Yes
Youth national teams?		U15, U17, U19
Qualifications of national team head coaches		
Senior team	U19	U17
UEFA A	UEFA A	UEFA A

Girls' football

Age categories of youth leagues	U10, U12, U14, U16
Girls' football on school curriculum?	No
Formal links between clubs and schools?	Yes
Age until which mixed football is played in clubs	12
Most popular team sport	Basketball

Coaches

Ratio of male to female coaches in women's football	70:30	
	M	F
UEFA Pro licence holders	18	0
UEFA A licence holders	95	1
UEFA B licence holders	184	6
National C licence holders	213	19

Referees

Total no of qualified female referees	23
Do they referee men's matches?	Yes
Top level where women referee matches	Men's second division

Programme targeting development and recruitment of female referees?	Yes
---	-----

Spectators and social media

Av. attendance at national team matches	220
Change since 2013	+120
Av. attendance at top national league matches	85
Change since 2013	+35
Social media campaigns for women's football?	Yes

Governance and committees

Total no of staff within the association	46	
No of dedicated staff for women's football	12	
No of administrative staff for women's football	2	
No of women at managerial level or above	7	
Women's football committee?	Yes	
No of men and women on women's committee	M	F
	2	0
No of women on all committees	1	



Liechtenstein

Registered players

Total no of registered female players	259
No of registered female adult players (18+)	61
No of registered female youth players (<18)	198

Growth of women's football

Total no of registered female players in 2016	283
Change since 2016	-24
Change since 2013	+31%

Domestic football

No of registered senior teams	4
Total no of levels in football pyramid	0
Structure of national league	-
No of teams in top national division	0
Summer or winter league for top division?	-
Average distance to local club	5-10km
Club licensing for women's football?	No

Professional and foreign players

No of professional players	0
No of semi-professional players	0
No of foreign professional players	0
No of clubs with professional players	0
Restriction on no of foreign players?	No

Management

Budget for women's football	€210,000
Specific commercial sponsors?	No

National teams

Senior national team?		-
Youth national teams?		U16, U18
Qualifications of national team head coaches		
Senior team	U19	U17
-	UEFA B	-

Girls' football

Age categories of youth leagues	-
Girls' football on school curriculum?	Mixed
Formal links between clubs and schools?	Yes
Age until which mixed football is played in clubs	20
Most popular team sport	Football

Coaches

Ratio of male to female coaches in women's football	89:11	
	M	F
UEFA Pro licence holders	0	0
UEFA A licence holders	6	0
UEFA B licence holders	46	4
National C licence holders	84	4

Referees

Total no of qualified female referees	1
Do they referee men's matches?	No
Top level where women referee matches	-
Programme targeting development and recruitment of female referees?	No



Population: **38,000**
FIFA ranking: -
UEFA coefficient (ranking): -
Year women's football began: **1998**

Spectators and social media

Av. attendance at national team matches	0
Change since 2013	0
Av. attendance at top national league matches	30
Change since 2013	-170
Social media campaigns for women's football?	Yes

Governance and committees

Total no of staff within the association	37	
No of dedicated staff for women's football	0	
No of administrative staff for women's football	0	
No of women at managerial level or above	5	
Women's football committee?	No	
No of men and women on women's committee	M	F
	0	0
No of women on all committees	1	



Lithuania

Registered players

Total no of registered female players	1211
No of registered female adult players (18+)	348
No of registered female youth players (<18)	863

Growth of women's football

Total no of registered female players in 2016	829
Change since 2016	+382
Change since 2013	+85%

Domestic football

No of registered senior teams	5
Structure of national league	P&R
No of teams in top national division	6
Summer or winter league for top division?	Summer
Average distance to local club	5-10km
Club licensing for women's football?	No

Professional and foreign players

No of professional players	0
No of semi-professional players	10
No of foreign professional players	0
No of clubs with professional players	0
Restriction on no of foreign players?	Yes

Management

Budget for women's football	€530,000
Specific commercial sponsors?	No

National teams

Senior national team?		Yes
Youth national teams?		U15, U17, U19
Qualifications of national team head coaches		
Senior team	U19	U17
UEFA Pro	UEFA Pro	UEFA A

Girls' football

Age categories of youth leagues	U12, U14
Girls' football on school curriculum?	No
Formal links between clubs and schools?	No
Age until which mixed football is played in clubs	12
Most popular team sport	Basketball

Coaches

Ratio of male to female coaches in women's football	95:5	
	M	F
UEFA Pro licence holders	36	0
UEFA A licence holders	115	0
UEFA B licence holders	220	15
National C licence holders	65	15

Referees

Total no of qualified female referees	25
Do they referee men's matches?	Yes
Top level where women referee matches	Men's second division
Programme targeting development and recruitment of female referees?	No



Population: **2.9 million**
FIFA ranking: **89**
UEFA coefficient (ranking): **4,818 (46)**
Year women's football began: **2001**

Spectators and social media

Av. attendance at national team matches	30
Change since 2013	-120
Av. attendance at top national league matches	30
Change since 2013	0
Social media campaigns for women's football?	Yes

Governance and committees

Total no of staff within the association	79	
No of dedicated staff for women's football	9	
No of administrative staff for women's football	3	
No of women at managerial level or above	0	
Women's football committee?	No	
No of men and women on women's committee	M	F
	0	0
No of women on all committees	0	



Luxembourg

Registered players

Total no of registered female players	2,342
No of registered female adult players (18+)	1,204
No of registered female youth players (<18)	1,138

Growth of women's football

Total no of registered female players in 2016	2,484
Change since 2016	-142
Change since 2013	+77%

Domestic football

No of registered senior teams	44
Structure of national league	P&R
No of teams in top national division	12
Summer or winter league for top division?	Winter
Average distance to local club	10-20km
Club licensing for women's football?	No

Professional and foreign players

No of professional players	0
No of semi-professional players	0
No of foreign professional players	0
No of clubs with professional players	0
Restriction on no of foreign players?	No

Management

Budget for women's football	€150,000
Specific commercial sponsors?	No

National teams

Senior national team?	Yes
Youth national teams?	U16
Qualifications of national team head coaches	
Senior team	U19
U19	U17
UEFA A	UEFA B

Girls' football

Age categories of youth leagues	U15
Girls' football on school curriculum?	No
Formal links between clubs and schools?	No
Age until which mixed football is played in clubs	14
Most popular team sports	Football & basketball

Coaches

Ratio of male to female coaches in women's football	90:10
M	
UEFA Pro licence holders	6
UEFA A licence holders	134
UEFA B licence holders	215
National C licence holders	320

Referees

Total no of qualified female referees	7
Do they referee men's matches?	Yes
Top level where women referee matches	Men's second division

Programme targeting development and recruitment of female referees?	Yes
---	-----



Population: **591,000**
FIFA ranking: **96**
UEFA coefficient (ranking): **4,109 (48)**
Year women's football began: **1995**

Spectators and social media

Av. attendance at national team matches	300
Change since 2013	-50
Av. attendance at top national league matches	100
Change since 2013	+20
Social media campaigns for women's football?	No

Governance and committees

Total no of staff within the association	10
No of dedicated staff for women's football	2
No of administrative staff for women's football	2
No of women at managerial level or above	0
Women's football committee?	Yes
M	
No of men and women on women's committee	3
F	
	5
No of women on all committees	5



Malta

Registered players

Total no of registered female players	736
No of registered female adult players (18+)	303
No of registered female youth players (<18)	433

Growth of women's football

Total no of registered female players in 2016	708
Change since 2016	28
Change since 2013	-53%

Domestic football

No of registered senior teams	9
Structure of national league	Closed
No of teams in top national division	9
Summer or winter league for top division?	Winter
Average distance to local club	5-10km
Club licensing for women's football?	No

Professional and foreign players

No of professional players	0
No of semi-professional players	0
No of foreign professional players	0
No of clubs with professional players	0
Restriction on no of foreign players?	Yes

Management

Budget for women's football	€225,327
Specific commercial sponsors?	No

National teams

Senior national team?	Yes
Youth national teams?	U13-U17, U19
Qualifications of national team head coaches	
Senior team	U19
U19	U17
UEFA A	UEFA Elite

Girls' football

Age categories of youth leagues	U11, U14, U19
Girls' football on school curriculum?	Mixed
Formal links between clubs and schools?	Yes
Age until which mixed football is played in clubs	14
Most popular team sport	Football

Coaches

Ratio of male to female coaches in women's football	70:30
M	
UEFA Pro licence holders	25
UEFA A licence holders	97
UEFA B licence holders	106
National C licence holders	231

Referees

Total no of qualified female referees	5
Do they referee men's matches?	Yes
Top level where women referee matches	Women's top division

Programme targeting development and recruitment of female referees?	No
---	----



Population: **434,000**
FIFA ranking: **91**
UEFA coefficient (ranking): **7,208 (42)**
Year women's football began: **1995**

Spectators and social media

Av. attendance at national team matches	550
Change since 2013	+50
Av. attendance at top national league matches	400
Change since 2013	+0
Social media campaigns for women's football?	Yes

Governance and committees

Total no of staff within the association	118
No of dedicated staff for women's football	11
No of administrative staff for women's football	2
No of women at managerial level or above	2
Women's football committee?	Yes
M	
No of men and women on women's committee	13
F	
	4
No of women on all committees	11



Moldova



Population: **3.5 million**
FIFA ranking: **86**
UEFA coefficient (ranking): **7,910 (39)**
Year women's football began: **1996**

Spectators and social media

Av. attendance at national team matches	300
Change since 2013	-
Av. attendance at top national league matches	100
Change since 2013	-
Social media campaigns for women's football?	Yes

Governance and committees

Total no of staff within the association	186
No of dedicated staff for women's football	14
No of administrative staff for women's football	9
No of women at managerial level or above	10
Women's football committee?	Yes
No of men and women on women's committee	M F
	5 2
No of women on all committees	10



Montenegro



Population: **622,000**
FIFA ranking: **81**
UEFA coefficient (ranking): **7,191 (44)**
Year women's football began: **2009**

Spectators and social media

Av. attendance at national team matches	200
Change since 2013	-300
Av. attendance at top national league matches	100
Change since 2013	-100
Social media campaigns for women's football?	Yes

Governance and committees

Total no of staff within the association	36
No of dedicated staff for women's football	0
No of administrative staff for women's football	0
No of women at managerial level or above	8
Women's football committee?	Yes
No of men and women on women's committee	M F
	2 3
No of women on all committees	6

Registered players

Total no of registered female players	375
No of registered female adult players (18+)	198
No of registered female youth players (<18)	177

Growth of women's football

Total no of registered female players in 2016	333
Change since 2016	+42
Change since 2013	-1%

Domestic football

No of registered senior teams	12
Structure of national league	Closed
No of teams in top national division	5
Summer or winter league for top division?	Winter
Average distance to local club	5-10km
Club licensing for women's football?	No

Professional and foreign players

No of professional players	0
No of semi-professional players	0
No of foreign professional players	0
No of clubs with professional players	0
Restriction on no of foreign players?	Yes

Management

Budget for women's football	€266,747
Specific commercial sponsors?	No

National teams

Senior national team?	Yes
Youth national teams?	U15, U17
Qualifications of national team head coaches	
Senior team	U19
UEFA Pro	UEFA Pro
UEFA B	UEFA B

Girls' football

Age categories of youth leagues	U15, U17
Girls' football on school curriculum?	No
Formal links between clubs and schools?	No
Age until which mixed football is played in clubs	12
Most popular team sport	Handball

Coaches

Ratio of male to female coaches in women's football	90:10
	M F
UEFA Pro licence holders	37 0
UEFA A licence holders	98 0
UEFA B licence holders	200 1
National C licence holders	268 15

Referees

Total no of qualified female referees	20
Do they referee men's matches?	Yes
Top level where women referee matches	Men's third division

Programme targeting development and recruitment of female referees?	No
---	----

Registered players

Total no of registered female players	1107
No of registered female adult players (18+)	132
No of registered female youth players (<18)	975

Growth of women's football

Total no of registered female players in 2016	658
Change since 2016	+449
Change since 2013	+227%

Domestic football

No of registered senior teams	9
Structure of national league	Closed
No of teams in top national division	9
Summer or winter league for top division?	Winter
Average distance to local club	20-40km
Club licensing for women's football?	Yes

Professional and foreign players

No of professional players	0
No of semi-professional players	0
No of foreign professional players	0
No of clubs with professional players	0
Restriction on no of foreign players?	Yes

Management

Budget for women's football	€250,000
Specific commercial sponsors?	No

National teams

Senior national team?	Yes
Youth national teams?	U15, U17, U19
Qualifications of national team head coaches	
Senior team	U19
UEFA Pro	UEFA Pro
UEFA B	UEFA B

Girls' football

Age categories of youth leagues	U12, U14, U16
Girls' football on school curriculum?	Mixed
Formal links between clubs and schools?	No
Age until which mixed football is played in clubs	14
Most popular team sport	Football

Coaches

Ratio of male to female coaches in women's football	93:7
	M F
UEFA Pro licence holders	56 1
UEFA A licence holders	106 1
UEFA B licence holders	192 22
National C licence holders	356 30

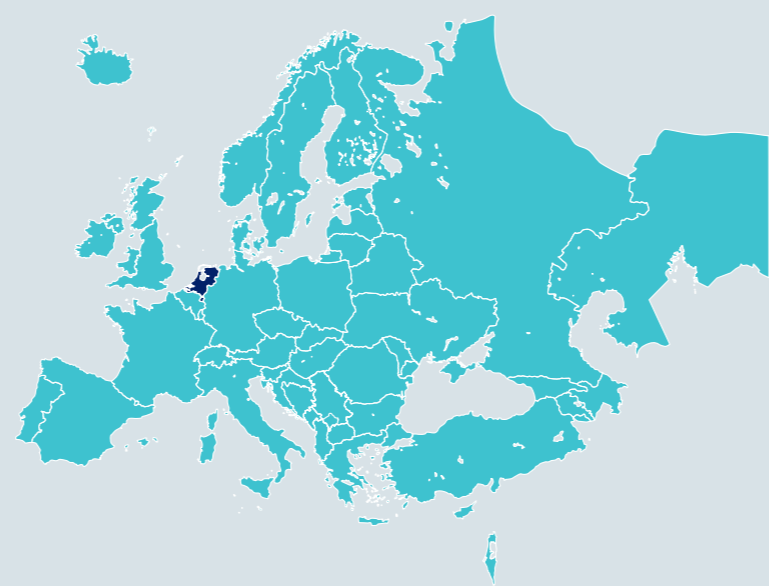
Referees

Total no of qualified female referees	5
Do they referee men's matches?	Yes
Top level where women referee matches	Men's third division

Programme targeting development and recruitment of female referees?	Yes
---	-----



Netherlands



Population: **17 million**
FIFA ranking: **7**
UEFA coefficient (ranking): **34,642 (9)**
Year women's football began: **1972**

Spectators and social media

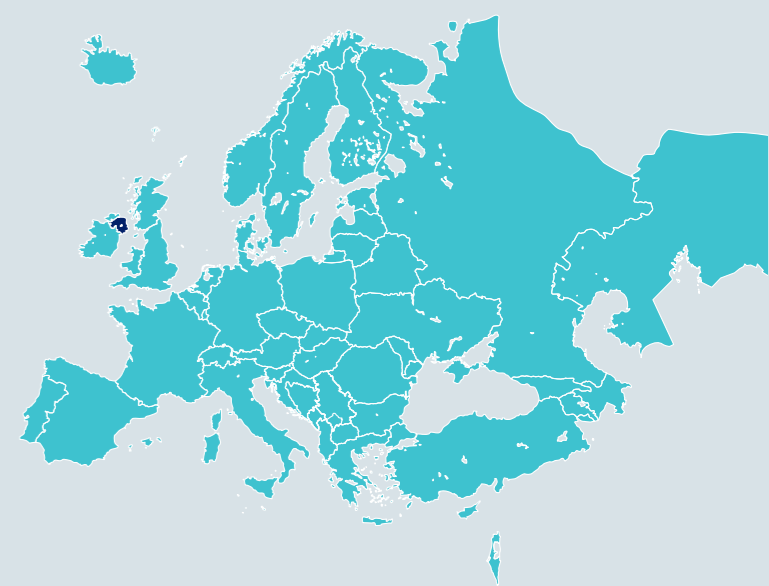
Av. attendance at national team matches	6,500
Change since 2013	+4,000
Av. attendance at top national league matches	718
Change since 2013	-32
Social media campaigns for women's football?	Yes

Governance and committees

Total no of staff within the association	420
No of dedicated staff for women's football	13
No of administrative staff for women's football	10
No of women at managerial level or above	11
Women's football committee?	Yes
No of men and women on women's committee	M F
	3 3
No of women on all committees	64



Northern Ireland



Population: **1.9 million**
FIFA ranking: **60**
UEFA coefficient (ranking): **17,051 (30)**
Year women's football began: **1998**

Spectators and social media

Av. attendance at national team matches	300
Change since 2013	-200
Av. attendance at top national league matches	80
Change since 2013	-20
Social media campaigns for women's football?	No

Governance and committees

Total no of staff within the association	175
No of dedicated staff for women's football	21
No of administrative staff for women's football	6
No of women at managerial level or above	7
Women's football committee?	Yes
No of men and women on women's committee	M F
	0 8
No of women on all committees	14

Registered players

Total no of registered female players	1,375
No of registered female adult players (18+)	427
No of registered female youth players (<18)	948

Growth of women's football

Total no of registered female players in 2016	1,088
Change since 2016	+287
Change since 2013	-66%

Domestic football

No of registered senior teams	46
Structure of national league	P&R
No of teams in top national division	7
Summer or winter league for top division?	Summer
Average distance to local club	10-20km
Club licensing for women's football?	No

Professional and foreign players

No of professional players	0
No of semi-professional players	0
No of foreign professional players	0
No of clubs with professional players	0
Restriction on no of foreign players?	No

Management

Budget for women's football	€1,477,000
Specific commercial sponsors?	Yes

National teams

Senior national team?	Yes
Youth national teams?	U16, U17, U19
Qualifications of national team head coaches	
Senior team	U19
UEFA Pro	UEFA A
UEFA A	UEFA A

Girls' football

Age categories of youth leagues	U9, U11, U13, U15, U17
Girls' football on school curriculum?	Mixed
Formal links between clubs and schools?	No
Age until which mixed football is played in clubs	15
Most popular team sport	Gaelic football

Coaches

Ratio of male to female coaches in women's football	86:14
	M F
UEFA Pro licence holders	126 0
UEFA A licence holders	460 8
UEFA B licence holders	442 24
National C licence holders	425 25

Referees

Total no of qualified female referees	40
Do they referee men's matches?	Yes
Top level where women referee matches	Men's fourth division

Programme targeting development and recruitment of female referees?	Yes
---	-----

Registered players

Total no of registered female players	155,035
No of registered female adult players (18+)	63,533
No of registered female youth players (<18)	91,502

Growth of women's football

Total no of registered female players in 2016	153,001
Change since 2016	+2,034
Change since 2013	+17%

Domestic football

No of registered senior teams	7,600
Structure of national league	Closed
No of teams in top national division	8
Summer or winter league for top division?	Winter
Average distance to local club	5-10km
Club licensing for women's football?	No

Professional and foreign players

No of professional players	0
No of semi-professional players	0
No of foreign professional players	0
No of clubs with professional players	0
Restriction on no of foreign players?	No

Management

Budget for women's football	€3,900,000
Specific commercial sponsors?	Yes

National teams

Senior national team?	Yes
Youth national teams?	U15-U17, U19
Qualifications of national team head coaches	
Senior team	U19
UEFA Pro	UEFA A
UEFA A	UEFA A

Girls' football

Age categories of youth leagues	U11, U13, U15, U17, U19, U21
Girls' football on school curriculum?	No
Formal links between clubs and schools?	No
Age until which mixed football is played in clubs	No age limit
Most popular team sport	Hockey

Coaches

Ratio of male to female coaches in women's football	80:20
	M F
UEFA Pro licence holders	268 2
UEFA A licence holders	1,185 10
UEFA B licence holders	3,297 38
National C licence holders	3,079 58

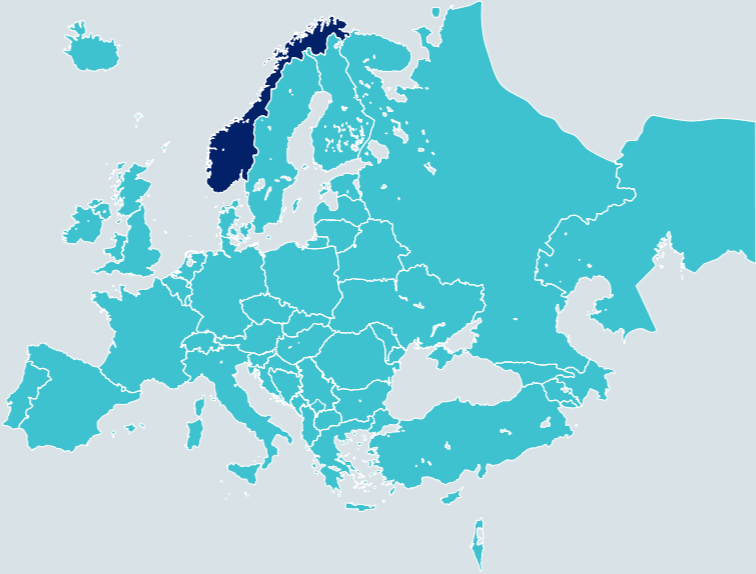
Referees

Total no of qualified female referees	58
Do they referee men's matches?	Yes
Top level where women referee matches	Men's fourth division

Programme targeting development and recruitment of female referees?	Yes
---	-----



Norway



Population: **5.3 million**
FIFA ranking: **14**
UEFA coefficient (ranking): **39,161 (4)**
Year women's football began: **1976**

Registered players

Total no of registered female players	103,636
No of registered female adult players (18+)	14,345
No of registered female youth players (<18)	89,291

Growth of women's football

Total no of registered female players in 2016	100,066
Change since 2016	+3,570
Change since 2013	-6%

Domestic football

No of registered senior teams	551
Structure of national league	P&R
No of teams in top national division	12
Summer or winter league for top division?	Summer
Average distance to local club	5-10km
Club licensing for women's football?	Yes

Professional and foreign players

No of professional players	51
No of semi-professional players	96
No of foreign professional players	42
No of clubs with professional players	10
Restriction on no of foreign players?	No

Management

Budget for women's football	€7,458,824
Specific commercial sponsors?	Yes

National teams

Senior national team?	Yes
Youth national teams?	U15-U17, U19, U20, U23

Qualifications of national team head coaches		
Senior team	U19	U17
UEFA Pro	UEFA A	UEFA A

Girls' football

Age categories of youth leagues	U6-U16, U19
Girls' football on school curriculum?	Mixed
Formal links between clubs and schools?	No
Age until which mixed football is played in clubs	No age limit
Most popular team sport	Football

Coaches

Ratio of male to female coaches in women's football		
	M	F
UEFA Pro licence holders	112	4
UEFA A licence holders	441	14
UEFA B licence holders	2,050	120
National C licence holders	12,050	750

Referees

Total no of qualified female referees	140
Do they referee men's matches?	Yes
Top level where women referee matches	Men's fourth division

Programme targeting development and recruitment of female referees?	Yes
---	------------

Spectators and social media

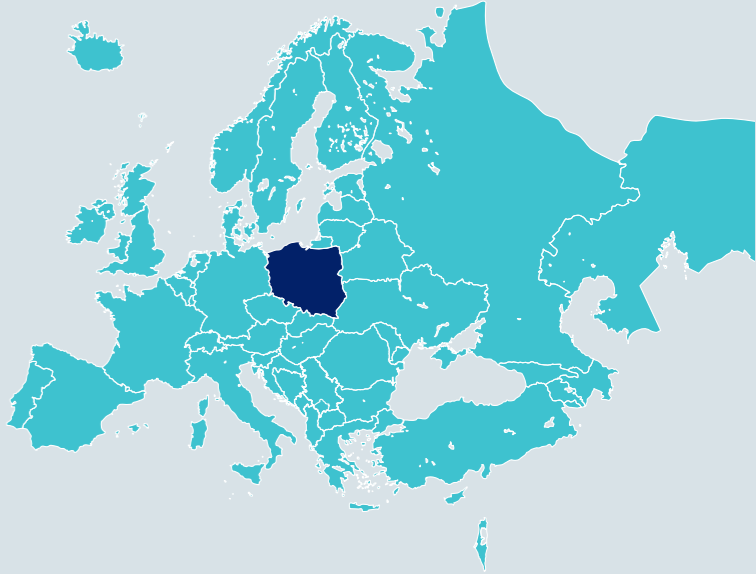
Av. attendance at national team matches	2,404
Change since 2013	+1,904
Av. attendance at top national league matches	223
Change since 2013	-27
Social media campaigns for women's football?	Yes

Governance and committees

Total no of staff within the association	100
No of dedicated staff for women's football	9
No of administrative staff for women's football	3
No of women at managerial level or above	4
Women's football committee?	Yes
No of men and women on women's committee	
	M F
	2 3
No of women on all committees	30



Poland



Population: **38.4 million**
FIFA ranking: **30**
UEFA coefficient (ranking): **24,832 (20)**
Year women's football began: **1991**

Registered players

Total no of registered female players	26,727
No of registered female adult players (18+)	3,294
No of registered female youth players (<18)	23,433

Growth of women's football

Total no of registered female players in 2016	11,125
Change since 2016	+15,602
Change since 2013	+110%

Domestic football

No of registered senior teams	268
Structure of national league	P&R
No of teams in top national division	12
Summer or winter league for top division?	Winter
Average distance to local club	20-40km
Club licensing for women's football?	No

Professional and foreign players

No of professional players	0
No of semi-professional players	107
No of foreign professional players	0
No of clubs with professional players	0
Restriction on no of foreign players?	Yes

Management

Budget for women's football	€1,435,445
Specific commercial sponsors?	No

National teams

Senior national team?	Yes
Youth national teams?	U15, U17, U19

Qualifications of national team head coaches		
Senior team	U19	U17
UEFA Pro	UEFA A	UEFA A

Girls' football

Age categories of youth leagues	U13, U16, U19
Girls' football on school curriculum?	No
Formal links between clubs and schools?	No
Age until which mixed football is played in clubs	13
Most popular team sport	Football

Coaches

Ratio of male to female coaches in women's football		
	M	F
UEFA Pro licence holders	189	0
UEFA A licence holders	1,803	24
UEFA B licence holders	3,797	79
National C licence holders	5,327	165

Referees

Total no of qualified female referees	321
Do they referee men's matches?	Yes
Top level where women referee matches	Men's third division

Programme targeting development and recruitment of female referees?	No
---	-----------

Spectators and social media

Av. attendance at national team matches	1,500
Change since 2013	-500
Av. attendance at top national league matches	100
Change since 2013	-100
Social media campaigns for women's football?	No

Governance and committees

Total no of staff within the association	75
No of dedicated staff for women's football	14
No of administrative staff for women's football	6
No of women at managerial level or above	5
Women's football committee?	Yes
No of men and women on women's committee	
	M F
	11 2
No of women on all committees	9



Portugal

Registered players

Total no of registered female players	9,067
No of registered female adult players (18+)	4,775
No of registered female youth players (<18)	4,292

Growth of women's football

Total no of registered female players in 2016	7,104
Change since 2016	+1,963
Change since 2013	+359%

Domestic football

No of registered senior teams	66
Structure of national league	P&R
No of teams in top national division	12
Summer or winter league for top division?	Winter
Average distance to local club	20-40km
Club licensing for women's football?	No

Professional and foreign players

No of professional players	5
No of semi-professional players	0
No of foreign professional players	1
No of clubs with professional players	2
Restriction on no of foreign players?	No

Management

Budget for women's football	€3,299,000
Specific commercial sponsors?	Yes

National teams

Senior national team?		Yes
Youth national teams?		U15-U17, U19
Qualifications of national team head coaches		
Senior team	U19	U17
UEFA Pro	UEFA Pro	UEFA Pro

Girls' football

Age categories of youth leagues	U15, U19
Girls' football on school curriculum?	Yes
Formal links between clubs and schools?	Yes
Age until which mixed football is played in clubs	17
Most popular team sport	Volleyball

Coaches

Ratio of male to female coaches in women's football	82:18	
	M	F
UEFA Pro licence holders	586	6
UEFA A licence holders	440	2
UEFA B licence holders	3,562	23
National C licence holders	7,067	100

Referees

Total no of qualified female referees	200
Do they referee men's matches?	Yes
Top level where women referee matches	Women's top division

Programme targeting development and recruitment of female referees?	Yes
---	-----



Population: **10.3 million**
FIFA ranking: **34**
UEFA coefficient (ranking): **22,860 (23)**
Year women's football began: **1985**

Spectators and social media

Av. attendance at national team matches	2,500
Change since 2013	+1,500
Av. attendance at top national league matches	1,250
Change since 2013	+850'
Social media campaigns for women's football?	Yes

Governance and committees

Total no of staff within the association	150	
No of dedicated staff for women's football	8	
No of administrative staff for women's football	1	
No of women at managerial level or above	3	
Women's football committee?	No	
No of men and women on women's committee	M	F
	0	0
No of women on all committees	0	



Republic of Ireland

Registered players

Total no of registered female players	22,960
No of registered female adult players (18+)	5,156
No of registered female youth players (<18)	17,804

Growth of women's football

Total no of registered female players in 2016	21,980
Change since 2016	+980
Change since 2013	+0.1%

Domestic football

No of registered senior teams	229
Structure of national league	Closed
No of teams in top national division	7
Summer or winter league for top division?	Summer
Average distance to local club	10-20km
Club licensing for women's football?	No

Professional and foreign players

No of professional players	0
No of semi-professional players	0
No of foreign professional players	0
No of clubs with professional players	0
Restriction on no of foreign players?	No

Management

Budget for women's football	€1,816,634
Specific commercial sponsors?	Yes

National teams

Senior national team?		Yes
Youth national teams?		U15-U17, U19
Qualifications of national team head coaches		
Senior team	U19	U17
UEFA Pro	UEFA Pro	UEFA Pro

Girls' football

Age categories of youth leagues	U6-U19
Girls' football on school curriculum?	No
Formal links between clubs and schools?	No
Age until which mixed football is played in clubs	18
Most popular team sport	Gaelic football

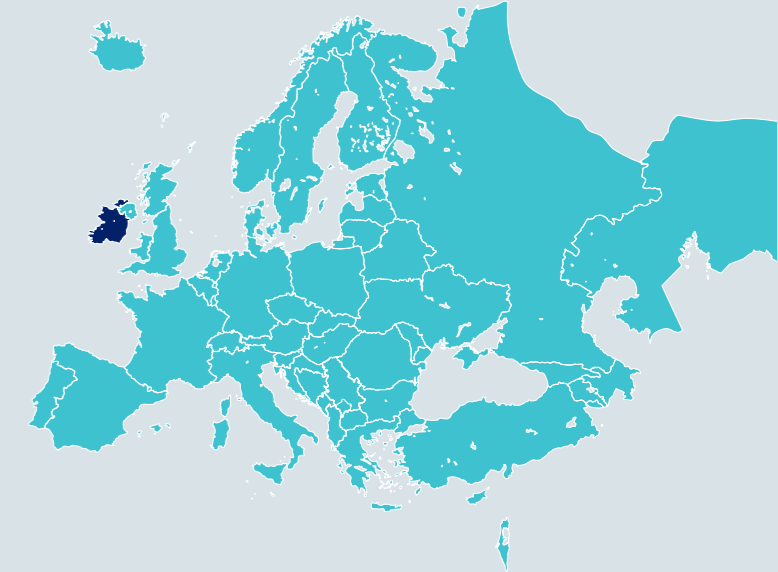
Coaches

Ratio of male to female coaches in women's football	90:10	
	M	F
UEFA Pro licence holders	62	2
UEFA A licence holders	372	8
UEFA B licence holders	1,320	24
National C licence holders	450	28

Referees

Total no of qualified female referees	40
Do they referee men's matches?	Yes
Top level where women referee matches	Men's top division

Programme targeting development and recruitment of female referees?	Yes
---	-----



Population: **4.8 million**
FIFA ranking: **33**
UEFA coefficient (ranking): **23,669 (22)**
Year women's football began: **1991**

Spectators and social media

Av. attendance at national team matches	1,200
Change since 2013	+200
Av. attendance at top national league matches	100
Change since 2013	-100
Social media campaigns for women's football?	Yes

Governance and committees

Total no of staff within the association	184	
No of dedicated staff for women's football	5	
No of administrative staff for women's football	4	
No of women at managerial level or above	8	
Women's football committee?	Yes	
No of men and women on women's committee	M	F
	7	5
No of women on all committees	10	



Romania



Population: **19.3 million**
FIFA ranking: **38**
UEFA coefficient (ranking): **25,602 (19)**
Year women's football began: **1990**

Spectators and social media

Av. attendance at national team matches	3000
Change since 2013	+2,800
Av. attendance at top national league matches	200
Change since 2013	-100
Social media campaigns for women's football?	Yes

Governance and committees

Total no of staff within the association	128
No of dedicated staff for women's football	17
No of administrative staff for women's football	9
No of women at managerial level or above	5
Women's football committee?	Yes
No of men and women on women's committee	M F
	6 1
No of women on all committees	12



Russia



Population: **146.8 million**
FIFA ranking: **25**
UEFA coefficient (ranking): **30,367 (15)**
Year women's football began: **1987**

Spectators and social media

Av. attendance at national team matches	2,000
Change since 2013	-3,000
Av. attendance at top national league matches	350
Change since 2013	+200
Social media campaigns for women's football?	Yes

Governance and committees

Total no of staff within the association	126
No of dedicated staff for women's football	33
No of administrative staff for women's football	29
No of women at managerial level or above	12
Women's football committee?	Yes
No of men and women on women's committee	M F
	7 5
No of women on all committees	12

Registered players

Total no of registered female players	52,572
No of registered female adult players (18+)	387
No of registered female youth players (<18)	52,185

Growth of women's football

Total no of registered female players in 2016	1,174
Change since 2016	+51,398
Change since 2013	+2051%

Domestic football

No of registered senior teams	40
Structure of national league	P&R
No of teams in top national division	10
Summer or winter league for top division?	Winter
Average distance to local club	>60km
Club licensing for women's football?	No

Professional and foreign players

No of professional players	90
No of semi-professional players	0
No of foreign professional players	2
No of clubs with professional players	10
Restriction on no of foreign players?	Yes

Management

Budget for women's football	€1,200,000
Specific commercial sponsors?	No

National teams

Senior national team?	Yes
Youth national teams?	U15-U19
Qualifications of national team head coaches	
Senior team	U19 U17
UEFA Pro	UEFA A UEFA A

Girls' football

Age categories of youth leagues	U15
Girls' football on school curriculum?	No
Formal links between clubs and schools?	No
Age until which mixed football is played in clubs	13
Most popular team sport	Handball

Coaches

Ratio of male to female coaches in women's football	93:7
	M F
UEFA Pro licence holders	158 0
UEFA A licence holders	997 1
UEFA B licence holders	1,127 17
National C licence holders	3,962 45

Referees

Total no of qualified female referees	70
Do they referee men's matches?	Yes
Top level where women referee matches	Men's second division

Programme targeting development and recruitment of female referees?	Yes
---	-----

Registered players

Total no of registered female players	25,865
No of registered female adult players (18+)	16,575
No of registered female youth players (<18)	9,290

Growth of women's football

Total no of registered female players in 2016	23,207
Change since 2016	+2,658
Change since 2013	-6%

Domestic football

No of registered senior teams	74
Structure of national league	Closed
No of teams in top national division	8
Summer or winter league for top division?	Summer
Average distance to local club	>60km
Club licensing for women's football?	Yes

Professional and foreign players

No of professional players	150
No of semi-professional players	0
No of foreign professional players	17
No of clubs with professional players	8
Restriction on no of foreign players?	Yes

Management

Budget for women's football	€2,635,000
Specific commercial sponsors?	No

National teams

Senior national team?	Yes
Youth national teams?	U15-U17, U19
Qualifications of national team head coaches	
Senior team	U19 U17
UEFA A	UEFA B UEFA B

Girls' football

Age categories of youth leagues	U11, U13, U15, U17, U19
Girls' football on school curriculum?	No
Formal links between clubs and schools?	No
Age until which mixed football is played in clubs	11
Most popular team sport	Volleyball

Coaches

Ratio of male to female coaches in women's football	85:15
	M F
UEFA Pro licence holders	199 0
UEFA A licence holders	364 2
UEFA B licence holders	305 8
National C licence holders	1,825 20

Referees

Total no of qualified female referees	20
Do they referee men's matches?	Yes
Top level where women referee matches	Men's fourth division

Programme targeting development and recruitment of female referees?	No
---	----



San Marino

Registered players

Total no of registered female players	96
No of registered female adult players (18+)	22
No of registered female youth players (<18)	74

Growth of women's football

Total no of registered female players in 2016	93
Change since 2016	+3
Change since 2013	0%

Domestic football

No of registered senior teams	1
Structure of national league	-
No of teams in top national division	0
Summer or winter league for top division?	N/A
Average distance to local club	10-20km
Club licensing for women's football?	No

Professional and foreign players

No of professional players	0
No of semi-professional players	0
No of foreign professional players	0
No of clubs with professional players	0
Restriction on no of foreign players?	No

Management

Budget for women's football	€200,000
Specific commercial sponsors?	No

National teams

Senior national team?			-
Youth national teams?			-
Qualifications of national team head coaches			
Senior team	U19	U17	
-	-	-	

Girls' football

Age categories of youth leagues	U8, U10, U12, U13, U18, U23
Girls' football on school curriculum?	Mixed
Formal links between clubs and schools?	Yes
Age until which mixed football is played in clubs	12
Most popular team sport	Volleyball

Coaches

Ratio of male to female coaches in women's football	60:40	
	M	F
UEFA Pro licence holders	0	0
UEFA A licence holders	0	0
UEFA B licence holders	111	1
National C licence holders	25	3

Referees

Total no of qualified female referees	1
Do they referee men's matches?	Yes
Top level where women referee matches	Men's top division

Programme targeting development and recruitment of female referees?	No
---	----



Population: **33,000**
FIFA ranking: -
UEFA coefficient (ranking): -
Year women's football began: **2001**

Spectators and social media

Av. attendance at national team matches	0
Change since 2013	0
Av. attendance at top national league matches	100
Change since 2013	-50
Social media campaigns for women's football?	Yes

Governance and committees

Total no of staff within the association	20	
No of dedicated staff for women's football	0	
No of administrative staff for women's football	0	
No of women at managerial level or above	0	
Women's football committee?	No	
No of men and women on women's committee	M	F
	0	0
No of women on all committees	0	



Scotland

Registered players

Total no of registered female players	10,434
No of registered female adult players (18+)	1,568
No of registered female youth players (<18)	8,866

Growth of women's football

Total no of registered female players in 2016	10,913
Change since 2016	-479
Change since 2013	+137%

Domestic football

No of registered senior teams	83
Structure of national league	P&R
No of teams in top national division	8
Summer or winter league for top division?	Summer
Average distance to local club	5-10km
Club licensing for women's football?	Yes

Professional and foreign players

No of professional players	0
No of semi-professional players	17
No of foreign professional players	0
No of clubs with professional players	0
Restriction on no of foreign players?	No

Management

Budget for women's football	€1,954,000
Specific commercial sponsors?	Yes

National teams

Senior national team?		Yes
Youth national teams?		U15-U17, U19
Qualifications of national team head coaches		
Senior team	U19	U17
UEFA Pro	UEFA A	UEFA A

Girls' football

Age categories of youth leagues	U13, U15, U17
Girls' football on school curriculum?	No
Formal links between clubs and schools?	Yes
Age until which mixed football is played in clubs	15
Most popular team sport	Football

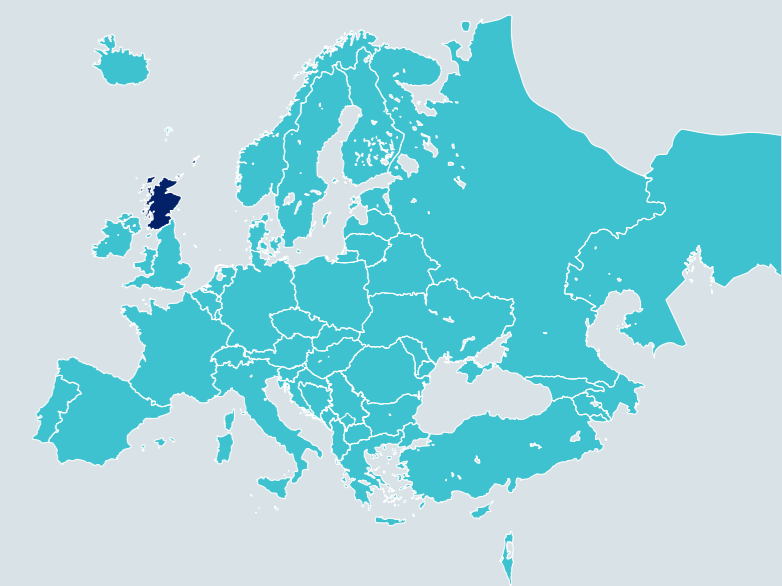
Coaches

Ratio of male to female coaches in women's football	98:2	
	M	F
UEFA Pro licence holders	161	3
UEFA A licence holders	748	13
UEFA B licence holders	1,756	37
National C licence holders	731	33

Referees

Total no of qualified female referees	60
Do they referee men's matches?	Yes
Top level where women referee matches	Men's fourth division

Programme targeting development and recruitment of female referees?	Yes
---	-----



Population: **5.3 million**
FIFA ranking: **22**
UEFA coefficient (ranking): **33,632 (11)**
Year women's football began: **1998**

Spectators and social media

Av. attendance at national team matches	2,000
Change since 2013	0
Av. attendance at top national league matches	50
Change since 2013	-250
Social media campaigns for women's football?	Yes

Governance and committees

Total no of staff within the association	164	
No of dedicated staff for women's football	6	
No of administrative staff for women's football	2	
No of women at managerial level or above	17	
Women's football committee?	Yes	
No of men and women on women's committee	M	F
	1	6
No of women on all committees	6	



Serbia

Registered players

Total no of registered female players	2,464
No of registered female adult players (18+)	1,259
No of registered female youth players (<18)	1,205

Growth of women's football

Total no of registered female players in 2016	2,172
Change since 2016	+292
Change since 2013	-31%

Domestic football

No of registered senior teams	36
Structure of national league	P&R
No of teams in top national division	8
Summer or winter league for top division?	Winter
Average distance to local club	10-20km
Club licensing for women's football?	No

Professional and foreign players

No of professional players	24
No of semi-professional players	51
No of foreign professional players	9
No of clubs with professional players	3
Restriction on no of foreign players?	Yes

Management

Budget for women's football	€230,000
Specific commercial sponsors?	No

National teams

Senior national team?		Yes
Youth national teams?		U16, U17, U19
Qualifications of national team head coaches		
Senior team	U19	U17
UEFA A	UEFA A	UEFA A

Girls' football

Age categories of youth leagues	U13-U15
Girls' football on school curriculum?	No
Formal links between clubs and schools?	No
Age until which mixed football is played in clubs	15
Most popular team sport	Volleyball

Coaches

Ratio of male to female coaches in women's football	95:5	
	M	F
UEFA Pro licence holders	138	0
UEFA A licence holders	951	4
UEFA B licence holders	1,436	15
National C licence holders	-	-

Referees

Total no of qualified female referees	221
Do they referee men's matches?	Yes
Top level where women referee matches	Men's second division

Programme targeting development and recruitment of female referees?	Yes
---	-----



Population: **7.2 million**
FIFA ranking: **44**
UEFA coefficient (ranking): **21,579 (24)**
Year women's football began: **1970**

Spectators and social media

Av. attendance at national team matches	300
Change since 2013	-200
Av. attendance at top national league matches	100
Change since 2013	-100
Social media campaigns for women's football?	Yes

Governance and committees

Total no of staff within the association	50	
No of dedicated staff for women's football	7	
No of administrative staff for women's football	4	
No of women at managerial level or above	4	
Women's football committee?	Yes	
No of men and women on women's committee	M	F
	3	2
No of women on all committees	3	



Slovakia

Registered players

Total no of registered female players	3,101
No of registered female adult players (18+)	478
No of registered female youth players (<18)	2,623

Growth of women's football

Total no of registered female players in 2016	2,969
Change since 2016	+132
Change since 2013	+118%

Domestic football

No of registered senior teams	35
Structure of national league	P&R
No of teams in top national division	10
Summer or winter league for top division?	Winter
Average distance to local club	20-40km
Club licensing for women's football?	No

Professional and foreign players

No of professional players	0
No of semi-professional players	2
No of foreign professional players	0
No of clubs with professional players	0
Restriction on no of foreign players?	No

Management

Budget for women's football	€800,000
Specific commercial sponsors?	No

National teams

Senior national team?	Yes	
Youth national teams?	U15, U17, U19	
Qualifications of national team head coaches		
Senior team	U19	U17
UEFA Pro	UEFA A	UEFA A

Girls' football

Age categories of youth leagues	U15, U19
Girls' football on school curriculum?	No
Formal links between clubs and schools?	Yes
Age until which mixed football is played in clubs	15
Most popular team sports	Football

Coaches

Ratio of male to female coaches in women's football	95:5	
	M	F
UEFA Pro licence holders	273	0
UEFA A licence holders	591	6
UEFA B licence holders	1,776	22
National C licence holders	2,743	45

Referees

Total No.of qualified female referees	53
Do they referee men's matches?	Yes
Top level where women referee matches	Men's third division

Programme targeting development and recruitment of female referees?	Yes
---	-----



Population: **5.4 million**
FIFA ranking: **43**
UEFA coefficient (ranking): **18,104 (28)**
Year women's football began: **1993**

Spectators and social media

Av. attendance at national team matches	450
Change since 2013	+200
Av. attendance at top national league matches	120
Change since 2013	+20
Social media campaigns for women's football?	No

Governance and committees

Total no of staff within the association	91	
No of dedicated staff for women's football	10	
No of administrative staff for women's football	5	
No of women at managerial level or above	4	
Women's football committee?	No	
No of men and women on women's committee	M	F
	0	0
No of women on all committees	5	



Slovenia

Registered players

Total no of registered female players	2,173
No of registered female adult players (18+)	674
No of registered female youth players (<18)	1,499

Growth of women's football

Total no of registered female players in 2016	1,848
Change since 2016	+325
Change since 2013	+18%

Domestic football

No of registered senior teams	9
Structure of national league	P&R
No of teams in top national division	9
Summer or winter league for top division?	Winter
Average distance to local club	20-40km
Club licensing for women's football?	Yes

Professional and foreign players

No of professional players	0
No of semi-professional players	0
No of foreign professional players	0
No of clubs with professional players	0
Restriction on no of foreign players?	No

Management

Budget for women's football	€713,000
Specific commercial sponsors?	No

National teams

Senior national team?		Yes
Youth national teams?		U17, U19
Qualifications of national team head coaches		
Senior team	U19	U17
UEFA Pro	UEFA A	UEFA A

Girls' football

Age categories of youth leagues	U13, U15, U17
Girls' football on school curriculum?	Yes
Formal links between clubs and schools?	Yes
Age until which mixed football is played in clubs	17
Most popular team sport	Volleyball

Coaches

Ratio of male to female coaches in women's football	70:30	
	M	F
UEFA Pro licence holders	23	0
UEFA A licence holders	193	5
UEFA B licence holders	404	4
National C licence holders	837	11

Referees

Total no of qualified female referees	24
Do they referee men's matches?	Yes
Top level where women referee matches	Men's third division

Programme targeting development and recruitment of female referees?	Yes
---	-----



Population: **2.1 million**
FIFA ranking: **58**
UEFA coefficient (ranking): **17,224 (29)**
Year women's football began: 1992

Spectators and social media

Av. attendance at national team matches	600
Change since 2013	-150
Av. attendance at top national league matches	525
Change since 2013	+405
Social media campaigns for women's football?	Yes

Governance and committees

Total no of staff within the association	53	
No of dedicated staff for women's football	5	
No of administrative staff for women's football	1	
No of women at managerial level or above	2	
Women's football committee?	Yes	
No of men and women on women's committee	M	F
	7	4
No of women on all committees	10	



Spain

Registered players

Total no of registered female players	46,208
No of registered female adult players (18+)	16,455
No of registered female youth players (<18)	29,753

Growth of women's football

Total no of registered female players in 2016	31,831
Change since 2016	+14,377
Change since 2013	+64%

Domestic football

No of registered senior teams	113
Structure of national league	P&R
No of teams in top national division	16
Summer or winter league for top division?	Winter
Average distance to local club	20-40km
Club licensing for women's football?	Yes

Professional and foreign players

No of professional players	123
No of semi-professional players	0
No of foreign professional players	0
No of clubs with professional players	0
Restriction on no of foreign players?	No

Management

Budget for women's football	€3,397,142
Specific commercial sponsors?	Yes

National teams

Senior national team?		Yes
Youth national teams?		U16, U17, U19-U21
Qualifications of national team head coaches		
Senior team	U19	U17
UEFA Pro	UEFA Pro	UEFA Pro

Girls' football

Age categories of youth leagues	U12-U18
Girls' football on school curriculum?	No
Formal links between clubs and schools?	No
Age until which mixed football is played in clubs	12
Most popular team sport	Basketball

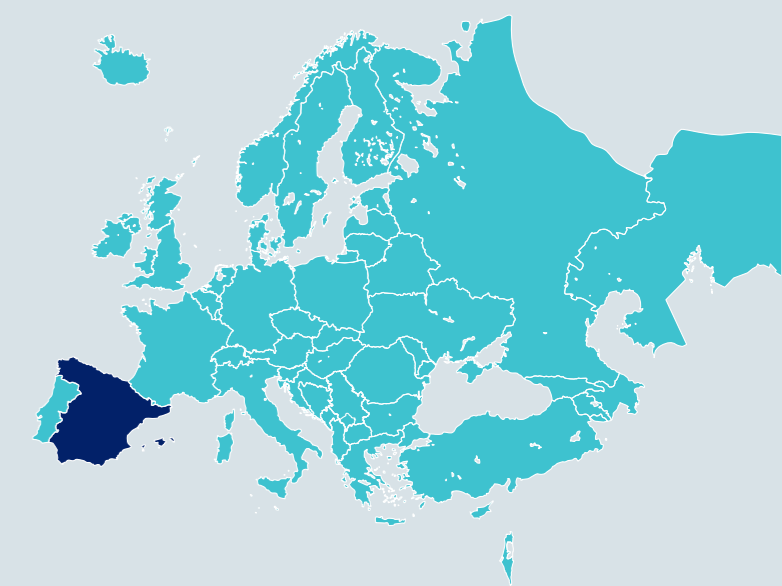
Coaches

Ratio of male to female coaches in women's football	80:20	
	M	F
UEFA Pro licence holders	2,379	44
UEFA A licence holders	12,884	152
UEFA B licence holders	9,252	405
National C licence holders	-	-

Referees

Total no of qualified female referees	535
Do they referee men's matches?	Yes
Top level where women referee matches	Men's fourth division

Programme targeting development and recruitment of female referees?	Yes
---	-----



Population: **46 million**
FIFA ranking: **17**
UEFA coefficient (ranking): **37,655 (6)**
Year women's football began: 1988

Spectators and social media

Av. attendance at national team matches	2,000
Change since 2013	+1,000
Av. attendance at top national league matches	1,000
Change since 2013	+500
Social media campaigns for women's football?	Yes

Governance and committees

Total no of staff within the association	166	
No of dedicated staff for women's football	7	
No of administrative staff for women's football	0	
No of women at managerial level or above	5	
Women's football committee?	Yes	
No of men and women on women's committee	M	F
	12	8
No of women on all committees	10	



Sweden

Registered players

Total no of registered female players	117,729
No of registered female adult players (18+)	24,506
No of registered female youth players (<18)	93,223

Growth of women's football

Total no of registered female players in 2016	179,050
Change since 2016	-61,321*
Change since 2013	+38%

Domestic football

No of registered senior teams	1,006
Structure of national league	P&R
No of teams in top national division	12
Summer or winter league for top division?	Summer
Average distance to local club	20-40km
Club licensing for women's football?	Yes

Professional and foreign players

No of professional players	110
No of semi-professional players	210
No of foreign professional players	44
No of clubs with professional players	12
Restriction on no of foreign players?	No

Management

Budget for women's football	€5,772,000
Specific commercial sponsors?	Yes

National teams

Senior national team?	Yes	
Youth national teams?	U15-U20, U23	
Qualifications of national team head coaches		
Senior team	U19	U17
UEFA Pro	UEFA Pro	UEFA Pro

Girls' football

Age categories of youth leagues	U6-U19
Girls' football on school curriculum?	Mixed
Formal links between clubs and schools?	Yes
Age until which mixed football is played in clubs	No mixed football
Most popular team sport	Football

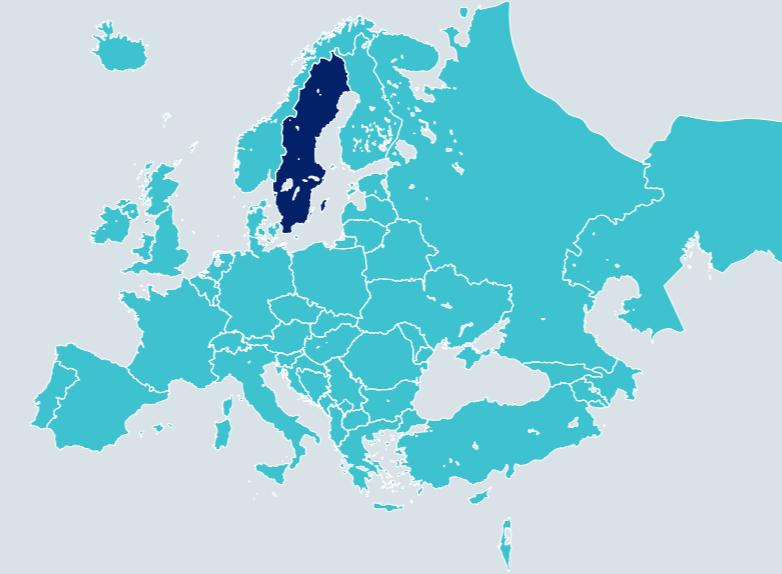
Coaches

Ratio of male to female coaches in women's football	90:10	
	M	F
UEFA Pro licence holders	242	10
UEFA A licence holders	841	93
UEFA B licence holders	3,454	426
National C licence holders	19,200	3,300

Referees

Total no of qualified female referees	248
Do they referee men's matches?	Yes
Top level where women referee matches	Men's fourth division

Programme targeting development and recruitment of female referees?	Yes
---	-----



Population: **10 million**
FIFA ranking: **11**
UEFA coefficient (ranking): **38,036 (5)**
Year women's football began: **1970**

Spectators and social media

Av. attendance at national team matches	5,736
Change since 2013	+1,427
Av. attendance at top national league matches	815
Change since 2013	+58
Social media campaigns for women's football?	Yes

Governance and committees

Total no of staff within the association	137	
No of dedicated staff for women's football	13	
No of administrative staff for women's football	7	
No of women at managerial level or above	6	
Women's football committee?	No	
No of men and women on women's committee	M	F
	0	0
No of women on all committees	27	



Switzerland

Registered players

Total no of registered female players	23,551
No of registered female adult players (18+)	9,821
No of registered female youth players (<18)	13,730

Growth of women's football

Total no of registered female players in 2016	23,119
Change since 2016	+432
Change since 2013	+5%

Domestic football

No of registered senior teams	482
Structure of national league	P&R
No of teams in top national division	8
Summer or winter league for top division?	Winter
Average distance to local club	5-10km
Club licensing for women's football?	Yes

Professional and foreign players

No of professional players	0
No of semi-professional players	0
No of foreign professional players	0
No of clubs with professional players	0
Restriction on no of foreign players?	No

Management

Budget for women's football	€3,000,000
Specific commercial sponsors?	No

National teams

Senior national team?	Yes	
Youth national teams?	U16, U17, U19	
Qualifications of national team head coaches		
Senior team	U19	U17
UEFA Pro	UEFA A	UEFA A

Girls' football

Age categories of youth leagues	U6-U18
Girls' football on school curriculum?	No
Formal links between clubs and schools?	Yes
Age until which mixed football is played in clubs	20
Most popular team sport	Football

Coaches

Ratio of male to female coaches in women's football	74:26	
	M	F
UEFA Pro licence holders	105	1
UEFA A licence holders	1,387	12
UEFA B licence holders	9,653	108
National C licence holders	19,957	908

Referees

Total no of qualified female referees	84
Do they referee men's matches?	Yes
Top level where women referee matches	Men's third division

Programme targeting development and recruitment of female referees?	Yes
---	-----



Population: **8.4 million**
FIFA ranking: **16**
UEFA coefficient (ranking): **36,629 (7)**
Year women's football began: **1993**

Spectators and social media

Av. attendance at national team matches	1,500
Change since 2013	+250
Av. attendance at top national league matches	150
Change since 2013	-200
Social media campaigns for women's football?	Yes

Governance and committees

Total no of staff within the association	110	
No of dedicated staff for women's football	9	
No of administrative staff for women's football	4	
No of women at managerial level or above	3	
Women's football committee?	No	
No of men and women on women's committee	M	F
	0	0
No of women on all committees	0	



TFF

Turkey



Population: **79.8 million**
FIFA ranking: **59**
UEFA coefficient (ranking): **15,656 (32)**
Year women's football began: **1992**

Spectators and social media

Av. attendance at national team matches	750
Change since 2013	+250
Av. attendance at top national league matches	200
Change since 2013	-50
Social media campaigns for women's football?	No

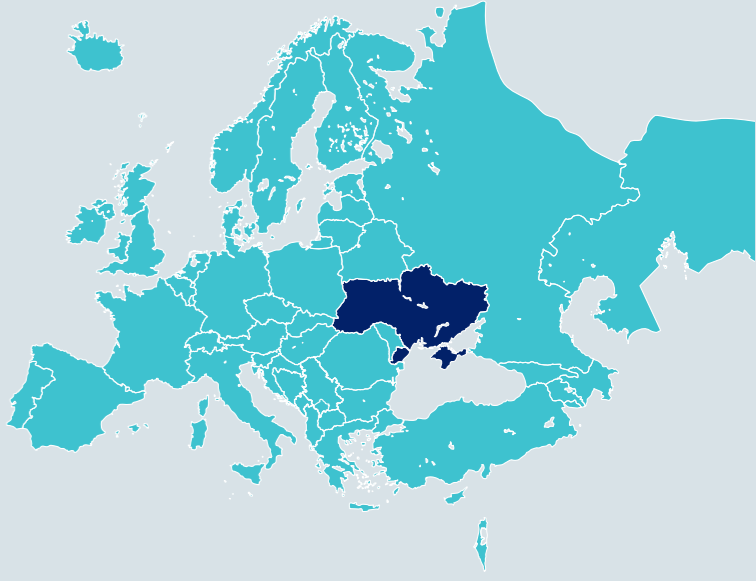
Governance and committees

Total no of staff within the association	450
No of dedicated staff for women's football	0
No of administrative staff for women's football	0
No of women at managerial level or above	5
Women's football committee?	No
No of men and women on women's committee	M F
	0 0
No of women on all committees	0



UKRAINE

Ukraine



Population: **42.6 million**
FIFA ranking: **27**
UEFA coefficient (ranking): **28,579 (17)**
Year women's football began: **1992**

Spectators and social media

Av. attendance at national team matches	3000
Change since 2013	+500
Av. attendance at top national league matches	250
Change since 2013	-550
Social media campaigns for women's football?	Yes

Governance and committees

Total no of staff within the association	193
No of dedicated staff for women's football	15
No of administrative staff for women's football	11
No of women at managerial level or above	3
Women's football committee?	Yes
No of men and women on women's committee	M F
	8 3
No of women on all committees	13

Registered players

Total no of registered female players	40,213
No of registered female adult players (18+)	3,122
No of registered female youth players (<18)	37,091

Growth of women's football

Total no of registered female players in 2016	39,233
Change since 2016	+980
Change since 2013	-38%

Domestic football

No of registered senior teams	127
Structure of national league	P&R
No of teams in top national division	10
Summer or winter league for top division?	Winter
Average distance to local club	20-40km
Club licensing for women's football?	No

Professional and foreign players

No of professional players	316
No of semi-professional players	0
No of foreign professional players	26
No of clubs with professional players	10
Restriction on no of foreign players?	Yes

Management

Budget for women's football	€2,500,000
Specific commercial sponsors?	Yes

National teams

Senior national team?	Yes
Youth national teams?	U15, U17, U19
Qualifications of national team head coaches	
Senior team	U19 U17
UEFA A	UEFA A UEFA A

Girls' football

Age categories of youth leagues	U13, U15, U17
Girls' football on school curriculum?	No
Formal links between clubs and schools?	No
Age until which mixed football is played in clubs	12
Most popular team sport	Volleyball

Coaches

Ratio of male to female coaches in women's football	97:3
	M F
UEFA Pro licence holders	548 0
UEFA A licence holders	1,953 6
UEFA B licence holders	3,672 65
National C licence holders	11,113 149

Referees

Total no of qualified female referees	22
Do they referee men's matches?	Yes
Top level where women referee matches	Men's second division

Programme targeting development and recruitment of female referees?	No
---	----



Wales

Registered players

Total no of registered female players	6,546
No of registered female adult players (18+)	1,555
No of registered female youth players (<18)	4,991

Growth of women’s football

Total no of registered female players in 2016	5,626
Change since 2016	+920
Change since 2013	+6%

Domestic football

No of registered senior teams	64
Structure of national league	P&R
No of teams in top national division	10
Summer or winter league for top division?	Winter
Average distance to local club	10-20km
Club licensing for women’s football?	Yes

Professional and foreign players

No of professional players	0
No of semi-professional players	0
No of foreign professional players	0
No of clubs with professional players	0
Restriction on no of foreign players?	No

Management

Budget for women’s football	€1,550,000
Specific commercial sponsors?	No

National teams

Senior national team?		Yes
Youth national teams?		U16, U17, U19
Qualifications of national team head coaches		
Senior team	U19	U17
UEFA Pro	UEFA Pro	UEFA Pro

Girls’ football

Age categories of youth leagues	U7-U13, U15, U16
Girls’ football on school curriculum?	Mixed
Formal links between clubs and schools?	Yes
Age until which mixed football is played in clubs	16
Most popular team sport	Netball

Number of male and female coaches

Ratio of male to female coaches in women's football	95:5	
	M	F
UEFA Pro licence holders	78	1
UEFA A licence holders	290	3
UEFA B licence holders	892	39
National C licence holders	1,761	72

Referees

Total no of qualified female referees	15
Do they referee men’s matches?	Yes
Top level where women referee matches	Men’s second division

Programme targeting development and recruitment of female referees?	Yes
---	-----



Population: **3.1 million**
FIFA ranking: **36**
UEFA coefficient (ranking): **25,807 (18)**
Year women’s football began: **1993**

Spectators and social media

Av. attendance at national team matches	643
Change since 2013	+243
Av. attendance at top national league matches	70
Change since 2013	+40
Social media campaigns for women’s football?	Yes

Governance and committees

Total no of staff within the association	100	
No of dedicated staff for women's football	11	
No of administrative staff for women's football	3	
No of women at managerial level or above	11	
Women's football committee?	No	
No of men and women on women's committee	M	F
	0	0
No of women on all committees	2	

Definitions of terms and abbreviations

Definitions

Club: A sports organisation affiliated to a football association comprising active and non-active members, the principal objective of which is to promote and develop football.

Club licensing: Defined standards and procedures to which football clubs must adhere in order to participate in competitions.

Competitive matches: Matches in which results count towards the national team’s ranking and/or qualification for an official UEFA/FIFA tournament.

Foreign players: Players whose nationality is not that of the country of the national association.

Friendly matches: Matches that have no impact on the national team’s ranking or qualification for an official UEFA/FIFA tournament.

National academy: A group of talented young female players who are given the opportunity by their national association to train together on a regular basis (more than ten times a year).

Professional league: A league in which teams and players benefit financially and all income is generated by footballing activities.

Professional player: A player who has a contract with a club that is affiliated to the national association via a league or a regional association. She is paid for her footballing activities, and that payment covers all of her financial needs. Her last registration date was no more than 12 months ago.

Registered player: An individual who is registered with a national association or an affiliated club, league or regional association and plays regularly, whereby:

- ‘regularly’ means at least one official club match or at least ten events (football festivals, schools tournaments, etc.) in the course of a season (12-month period);
- no individual is counted more than once.

Semi-professional league: A league in which teams and players derive some financial benefit from their footballing activities, but payments made to players on account of such activities are, in some cases, not enough for them to live on.

Semi-professional player: A player who has a contract with a club that is affiliated to the national association via a league or a regional association. Payments made to her on account of her footballing activities cover the expenses she incurs, but are not enough for her to live on. Her last registration date was no more than 12 months ago.

Team: A group of players forming one side in a competitive game with a view to achieving a common goal.

Women’s football committee (or women’s committee): A group of people appointed or elected by the national association (typically consisting of members of that national association) with a specific focus on women’s football.

List of abbreviations

av.	average
m	million
No	number
P&R	promotion and relegation



UEFA
Route De Genève 46
CH-1260 Nyon 2
Switzerland
Telephone: +41 848 00 27 27
Telefax: +41 848 01 27 27
UEFA.com
womensfootballdevelopment@uefa.ch

WE CARE ABOUT FOOTBALL

